

VMware System Configuration Report

demo-vc80.contosotravel.com

**CONTOSO
TRAVEL**



Company Confidential



Date	Friday, February 14, 2025 11:37:22 AM
Author	CONTOSO\sysadmin
Version	1.06
Product	XIA Configuration Server [17.0.5.0]

Table of Contents

Disclaimer	5
Configuration Item	6
Client Information	7
Relationships	8
Relationship Map	9
Administration Information	10
Hierarchy	12
Licenses	13
Roles	14
System Settings	22
Clusters	28
DEMO-CLUSTER1	29
Datastores	30
SampleDatastore1	31
SampleDatastore2	33
SampleDatastore3	35
SampleDatastore4	37
Datastore Clusters	39
SampleDatastoreCluster	40
Distributed Switches	41
SampleSwitch1	42
SampleSwitch1-DVUplinks-107	44
Port Groups	45
AdminPortGroup	46
CorporatePortGroup	48
SampleSwitch2	50

SampleSwitch2-DVUplinks-111	52
Port Groups	53
DmzPortGroup	54
InternalPortGroup	56
SampleEmptyPortGroup	58
SamplePortGroup	60
Hosts	62
demo-esx80i-01.demonstration.int	63
Host Hardware Devices	65
Licensed Features	67
Network Configuration	68
Virtual Switches	70
vSwitch0	71
Distributed Switches	72
SampleSwitch1	73
SampleSwitch2	74
Security Profile	75
Storage Adapters	78
vmhba0	79
vmhba1	80
vmhba32	81
vmhba33	82
Datastores	83
demo-esx80i-02.demonstration.int	84
Host Hardware Devices	86
Licensed Features	88
Network Configuration	89
Virtual Switches	91
vSwitch0	92

Distributed Switches	93
SampleSwitch1	94
SampleSwitch2	95
Security Profile	96
Storage Adapters	99
vmhba0	100
vmhba1	101
vmhba32	102
vmhba33	103
Datastores	104
Resource Pools	105
Virtual Machines	106
DEMO-RH01	107
Guest Information	109
Virtual Hardware	111
DEMO-VM01	112
Guest Information	115
Virtual Hardware	117
Windows2025Template	118
Windows2022Template	119
Version History	120

Disclaimer

This document is for authorised use by the intended recipient(s) only. It may contain proprietary material, confidential information and/or be subject to legal privilege. It should not be copied, disclosed to, retained, or used by any other party.

Microsoft, Windows and Active Directory are either registered trademarks or trademarks of Microsoft Corporation in the United States and/or other countries.

Configuration Item

Provides general information for this item.

General Information

Name	demo-vc80.contosotravel.com
Description	This is a demo vCenter server.
Primary Owner Name	IT Services
Primary Owner Contact	itservices@contosotravel.com

System Information

Item Path	Demonstration Company
Identifier	ce415136-8016-4351-b78d-28323d665add
Item ID	1027
Version ID	1.06
Check Out Status	Available

Custom Item Details

This is a sample vCenter system running vSphere 8.0, it shows a simplistic configuration of hosts and a Linux and Windows based virtual machine each displaying live screenshots.

Client Information

Provides information about the client that was used to generate the information and the data used by the client to uniquely identify this item.

Item Identifiers

Primary Identifier	demo-vc80
Secondary Identifier	45d7ae2e-e8b4-493f-b1d2-b6bd785bb4c3
Tertiary Identifier	
Environment Identifier	

Client Information

Client Machine Name	CENTREL-WS02
Client Identifier	a5f92aec-9e9a-4d75-80d9-108e72daf65b
Client IP Address	192.168.89.1
Client Scan Date	14 February 2025 10:46 (today)
Client Service Username	CENTREL-WS02\XiaConfiguration
Client Version	17.0.5.0










Scan Profile

Target	demo-vc80.contoso.com
Profile Name	VMware
Profile Identifier	53607c4e-767d-45be-821d-c4368713060e

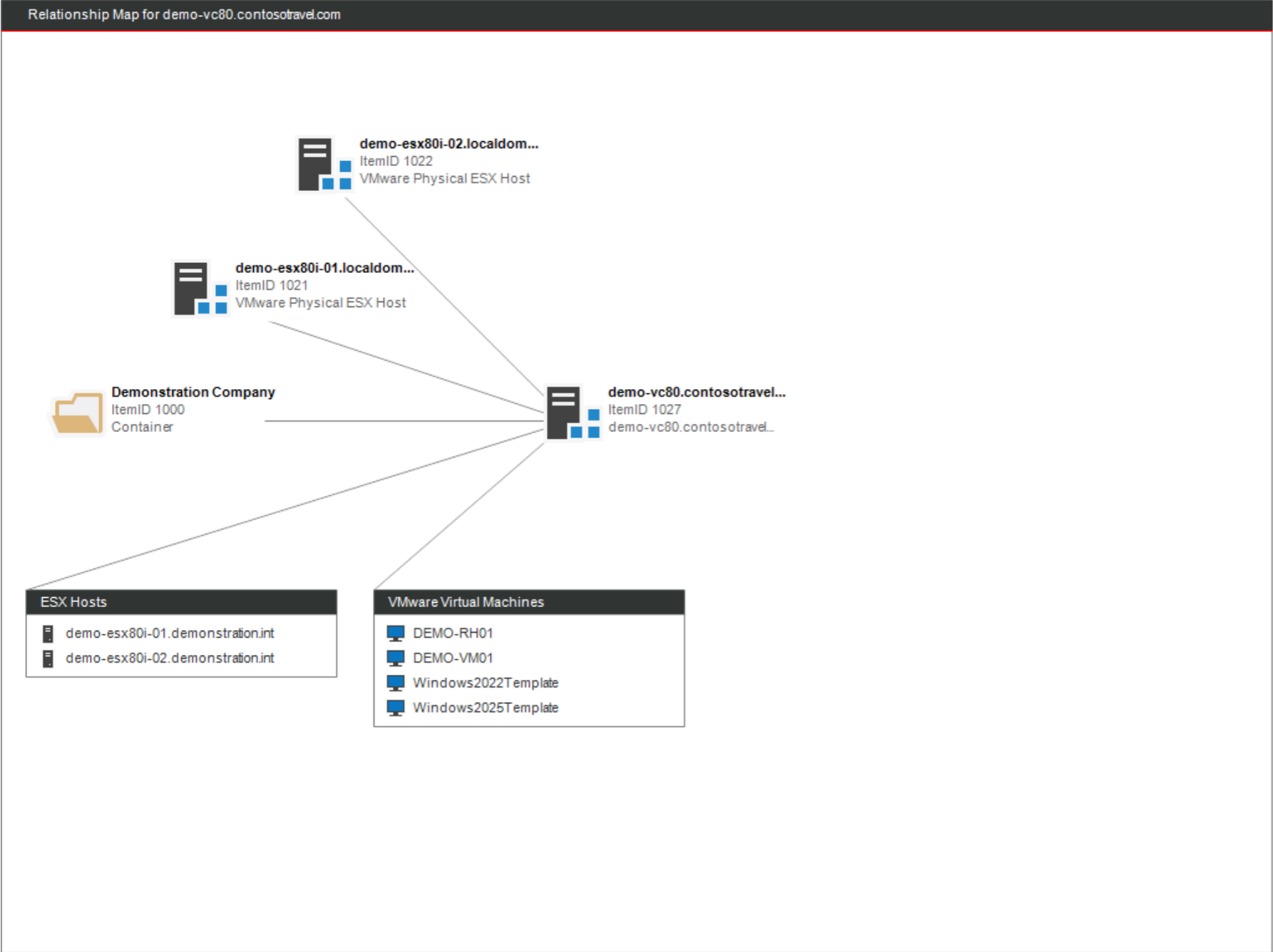
Relationships

Provides a summary of the relationships between this item and other items in the environment.

9 Relationships

Item ID	Direction	Name	Type	Relationship Type
 1000	Outbound	Demonstration Company	Container	Contained Within
 1021	Outbound	demo-esx80i-01.localdomain	VMware Physical ESX Host	Contains VMware Physical ESX Host
 1022	Outbound	demo-esx80i-02.localdomain	VMware Physical ESX Host	Contains VMware Physical ESX Host
 Internal	Outbound	demo-esx80i-01.demonstration.int	ESX Host	Contains Virtualization Host
 Internal	Outbound	demo-esx80i-02.demonstration.int	ESX Host	Contains Virtualization Host
 Internal	Outbound	DEMO-RH01	VMware Virtual Machine	Hosts Virtual Machine
 Internal	Outbound	DEMO-VM01	VMware Virtual Machine	Hosts Virtual Machine
 Internal	Outbound	Windows2022Template	VMware Virtual Machine	Hosts Virtual Machine
 Internal	Outbound	Windows2025Template	VMware Virtual Machine	Hosts Virtual Machine

Relationship Map




Administration Information

VMware System Information

Product Name	VMware vCenter Server
Version	8.0.3.0
Instance Identifier	31213F3F-1E5A-49A0-B6AB-761EFE5F2060
API Type	vCenter Server
Build	1623101

Host Operating System Breakdown




VMware ESXi 8.0.3.0	2
---------------------	---

 Guest Operating System Breakdown

Red Hat Enterprise Linux 6 (64-bit)	1
Windows Server 2025 Datacenter	1



Hierarchy

Name	Type
 Datacenters	Host Folder
 HQ	Datacenter
 DEMO-CLUSTER1	Cluster
 demo-esx80i-01.demonstration.int	Host
 SampleDatastore3	Datastore
 SampleDatastore4	Datastore
 SampleDatastoreCluster	Datastore Cluster
 SampleDatastore1	Datastore
 SampleDatastore2	Datastore
 SampleSwitch1	dvSwitch
 SampleSwitch2	dvSwitch
 demo-esx80i-02.demonstration.int	Host
 DEMO-RH01	Virtual Machine
 DEMO-VM01	Virtual Machine
 Infrastructure	VirtualMachineFolder
 DEMO-RH01	Virtual Machine
 DEMO-VM01	Virtual Machine
 Virtual Machine Templates	VirtualMachineFolder
 Windows2025Template	VirtualMachineTemplate
 Windows2022Template	VirtualMachineTemplate

Licenses

This section provides information about the licenses managed by a vCenter server for the environment.

Licenses

Asset Name	Product	License Key	Expires
 DEMO-VC80.demonstration.int	vCenter Server 8 Standard	{Not Documented}	Never
 demo-esx80i-01.demonstration.int	VMware vSphere 8 Enterprise Plus	{Not Documented}	Never
 demo-esx80i-02.demonstration.int	VMware vSphere 8 Enterprise Plus	{Not Documented}	Never

Roles

Defines the roles configured on this VMware system. Roles include a role name and the permissions granted to that role. Roles can then be assigned to various objects within the virtual infrastructure including hosts, data centers and virtual machines.

No access

Description	Used for restricting granted access
-------------	-------------------------------------

Privileges	
------------	--

Anonymous

Description	Not logged-in user (cannot be granted)
-------------	--

Privileges	System > Anonymous
------------	--------------------

View

Description	Visibility access (cannot be granted)
-------------	---------------------------------------

Privileges	System > Anonymous System > View
------------	-------------------------------------

Read-only

Description	See details of objects, but not make changes
-------------	--


Privileges	System > Anonymous System > Read System > View
------------	--

Description	Full access rights
Privileges	Alarms > Acknowledge alarm Alarms > Create alarm Alarms > Remove alarm Alarms > Disable alarm action Alarms > Modify alarm Alarms > Set alarm status Permissions > Modify permission Permissions > Modify role Permissions > Reassign role permissions dvPort group > Create dvPort group > Delete dvPort group > Modify dvPort group > Policy operation dvPort group > Scope operation Distributed switch > Create Distributed switch > Delete Distributed switch > Host operation Distributed switch > Modify Distributed switch > Move Distributed switch > Policy operation Distributed switch > Port configuration operation Distributed switch > Port setting operation Distributed switch > Network I/O Control operation Distributed switch > VSPAN operation Datacenter > Create datacenter Datacenter > Remove datacenter Datacenter > Network protocol profile configuration Datacenter > Query IP pool allocation Datacenter > Release IP allocation Datacenter > Move datacenter Datacenter > Reconfigure datacenter Datacenter > Rename datacenter Datastore > Allocate space Datastore > Browse datastore Datastore > Configure datastore Datastore > Remove datastore Datastore > Remove file Datastore > Low level file operations Datastore > Move datastore Datastore > Rename datastore Datastore > Update virtual machine files Datastore > UpdateVirtualMachineMetadata ESX Agent Manager > Config ESX Agent Manager > Modify ESX Agent Manager > View Extension > Register extension Extension > Unregister extension Extension > Update extension Folder > Create folder Folder > Delete folder Folder > Move folder Folder > Rename folder Global > Cancel task Global > Capacity planning Global > Diagnostics Global > Disable methods Global > Enable methods Global > Global tag Global > Health Global > Licenses Global > Log event Global > Manage custom attributes Global > Proxy Global > Script action Global > Service managers Global > Set custom attribute Global > Settings Global > System tag Global > Act as vCenter Server Host > CIM > CIM interaction Host > Configuration > Advanced settings Host > Configuration > Authentication Store Host > Configuration > Virtual machine autostart configuration Host > Configuration > Connection Host > Configuration > Change date and time settings Host > Configuration > Firmware Host > Configuration > Hyperthreading


- Host > Configuration > Image configuration
- Host > Configuration > Maintenance
- Host > Configuration > Memory configuration
- Host > Configuration > Security profile and firewall
- Host > Configuration > Network configuration
- Host > Configuration > Query patch
- Host > Configuration > Change PciPassthru settings
- Host > Configuration > Power
- Host > Configuration > System resources
- Host > Configuration > Change settings
- Host > Configuration > Change SNMP settings
- Host > Configuration > Storage partition configuration
- Host > Configuration > System Management
- Host > vSphere Replication > Manage replication
- Host > Inventory > Add host to cluster
- Host > Inventory > Add standalone host
- Host > Inventory > Create cluster
- Host > Inventory > Remove cluster
- Host > Inventory > Modify cluster
- Host > Inventory > Move cluster or standalone host
- Host > Inventory > Move host
- Host > Inventory > Remove host
- Host > Inventory > Rename cluster
- Host > Local operations > Create virtual machine
- Host > Local operations > Delete virtual machine
- Host > Local operations > Extract NVRAM content
- Host > Local operations > Add host to vCenter
- Host > Local operations > Manage user groups
- Host > Local operations > Reconfigure virtual machine
- Host > Local operations > Relay snapshots
- vCenter Inventory Service > vCenter Inventory Service Tagging > Assign or Unassign Inventory Service Tag
- vCenter Inventory Service > vCenter Inventory Service Tagging > Create Inventory Service Tag Category
- vCenter Inventory Service > vCenter Inventory Service Tagging > Create Inventory Service Tag
- vCenter Inventory Service > vCenter Inventory Service Tagging > Delete Inventory Service Tag Category
- vCenter Inventory Service > vCenter Inventory Service Tagging > Delete Inventory Service Tag
- vCenter Inventory Service > vCenter Inventory Service Tagging > Edit Inventory Service Tag Category
- vCenter Inventory Service > vCenter Inventory Service Tagging > Edit Inventory Service Tag
- Network > Assign network
- Network > Configure
- Network > Remove
- Network > Move network
- Performance > Modify intervals
- Host profile > Clear
- Host profile > Create
- Host profile > Delete
- Host profile > Edit
- Host profile > Export
- Host profile > View
- Resource > Apply recommendation
- Resource > Assign vApp to resource pool
- Resource > Assign virtual machine to resource pool
- Resource > Migrate powered off virtual machine
- Resource > Create resource pool
- Resource > Remove resource pool
- Resource > Modify resource pool
- Resource > Migrate powered on virtual machine
- Resource > Move resource pool
- Resource > Query vMotion
- Resource > Rename resource pool
- Scheduled task > Create tasks
- Scheduled task > Remove task
- Scheduled task > Modify task
- Scheduled task > Run task
- Sessions > Message
- Sessions > Impersonate user
- Sessions > View and stop sessions
- Sessions > Validate session
- Datastore cluster > Configure a datastore cluster
- Profile-driven storage > Profile-driven storage update
- Profile-driven storage > Profile-driven storage view
- Storage views > Configure service
- Storage views > View
- System > Anonymous
- System > Read
- System > View
- Tasks > Create task
- Tasks > Update task
- vApp > vApp application configuration

- vApp > Assign resource pool
- vApp > Assign vApp
- vApp > Add virtual machine
- vApp > Clone
- vApp > Create
- vApp > Delete
- vApp > Export
- vApp > View OVF Environment
- vApp > Import
- vApp > vApp instance configuration
- vApp > vApp managedBy configuration
- vApp > Move
- vApp > Power Off
- vApp > Power On
- vApp > Rename
- vApp > vApp resource configuration
- vApp > Suspend
- vApp > Unregister
- VRMPolicy > Query VRMPolicy
- VRMPolicy > Update VRMPolicy
- Virtual machine > Configuration > Add existing disk
- Virtual machine > Configuration > Add new disk
- Virtual machine > Configuration > Add or remove device
- Virtual machine > Configuration > Advanced
- Virtual machine > Configuration > Set annotation
- Virtual machine > Configuration > Change CPU count
- Virtual machine > Configuration > Disk change tracking
- Virtual machine > Configuration > Extend virtual disk
- Virtual machine > Configuration > Disk lease
- Virtual machine > Configuration > Modify device settings
- Virtual machine > Configuration > Host USB device
- Virtual machine > Configuration > Configure managedBy
- Virtual machine > Configuration > Memory
- Virtual machine > Configuration > Display connection settings
- Virtual machine > Configuration > Query Fault Tolerance compatibility
- Virtual machine > Configuration > Query unowned files
- Virtual machine > Configuration > Raw device
- Virtual machine > Configuration > Reload from path
- Virtual machine > Configuration > Remove disk
- Virtual machine > Configuration > Rename
- Virtual machine > Configuration > Reset guest information
- Virtual machine > Configuration > Change resource
- Virtual machine > Configuration > Settings
- Virtual machine > Configuration > Swapfile placement
- Virtual machine > Configuration > Unlock virtual machine
- Virtual machine > Configuration > Upgrade virtual machine compatibility
- Virtual machine > Guest Operations > Guest Operation Program Execution
- Virtual machine > Guest Operations > Guest Operation Modifications
- Virtual machine > Guest Operations > Guest Operation Queries
- Virtual machine > vSphere Replication > Configure replication
- Virtual machine > vSphere Replication > Monitor replication
- Virtual machine > vSphere Replication > Manage replication
- Virtual machine > Interaction > Answer question
- Virtual machine > Interaction > Backup operation on virtual machine
- Virtual machine > Interaction > Console interaction
- Virtual machine > Interaction > Create screenshot
- Virtual machine > Interaction > Turn On Fault Tolerance
- Virtual machine > Interaction > Defragment all disks
- Virtual machine > Interaction > Device connection
- Virtual machine > Interaction > Disable Fault Tolerance
- Virtual machine > Interaction > Enable Fault Tolerance
- Virtual machine > Interaction > Guest operating system management by VIX API
- Virtual machine > Interaction > Test failover
- Virtual machine > Interaction > Power Off
- Virtual machine > Interaction > Power On
- Virtual machine > Interaction > Inject USB HID scan codes
- Virtual machine > Interaction > Record session on Virtual Machine
- Virtual machine > Interaction > Replay session on Virtual Machine
- Virtual machine > Interaction > Reset
- Virtual machine > Interaction > Perform wipe or shrink operations
- Virtual machine > Interaction > Configure CD media
- Virtual machine > Interaction > Configure floppy media
- Virtual machine > Interaction > Suspend
- Virtual machine > Interaction > Test restart Secondary VM
- Virtual machine > Interaction > VMware Tools install
- Virtual machine > Interaction > Turn Off Fault Tolerance
- Virtual machine > Inventory > Create new
- Virtual machine > Inventory > Create from existing
- Virtual machine > Inventory > Remove
- Virtual machine > Inventory > Move
- Virtual machine > Inventory > Register

- Virtual machine > Inventory > Unregister
- Virtual machine > Service configuration > Allow notifications
- Virtual machine > Service configuration > Allow polling of global event notifications
- Virtual machine > Service configuration > Manage service configurations
- Virtual machine > Service configuration > Modify service configuration
- Virtual machine > Service configuration > Query service configurations
- Virtual machine > Service configuration > Read service configuration
- Virtual machine > Provisioning > Clone virtual machine
- Virtual machine > Provisioning > Clone template
- Virtual machine > Provisioning > Create template from virtual machine
- Virtual machine > Provisioning > Customize
- Virtual machine > Provisioning > Deploy template
- Virtual machine > Provisioning > Allow disk access
- Virtual machine > Provisioning > Allow read-only disk access
- Virtual machine > Provisioning > Allow virtual machine download
- Virtual machine > Provisioning > Mark as template
- Virtual machine > Provisioning > Mark as virtual machine
- Virtual machine > Provisioning > Modify customization specification
- Virtual machine > Provisioning > Promote disks
- Virtual machine > Provisioning > Allow virtual machine files upload
- Virtual machine > Provisioning > Read customization specifications
- Virtual machine > Snapshot management > Create snapshot
- Virtual machine > Snapshot management > Remove Snapshot
- Virtual machine > Snapshot management > Rename Snapshot
- Virtual machine > Snapshot management > Revert to snapshot
- vService > CreateDependency
- vService > DestroyDependency
- vService > ReconfigureDependency
- vService > UpdateDependency


 Virtual machine power user (sample)

Description	Provides virtual machine interaction and configuration permissions
Privileges	<ul style="list-style-type: none"> Datastore > Browse datastore Global > Cancel task Scheduled task > Create tasks Scheduled task > Remove task Scheduled task > Modify task Scheduled task > Run task System > Anonymous System > Read System > View Virtual machine > Configuration > Add existing disk Virtual machine > Configuration > Add new disk Virtual machine > Configuration > Add or remove device Virtual machine > Configuration > Advanced Virtual machine > Configuration > Change CPU count Virtual machine > Configuration > Disk lease Virtual machine > Configuration > Modify device settings Virtual machine > Configuration > Memory Virtual machine > Configuration > Remove disk Virtual machine > Configuration > Rename Virtual machine > Configuration > Reset guest information Virtual machine > Configuration > Change resource Virtual machine > Configuration > Settings Virtual machine > Configuration > Upgrade virtual machine compatibility Virtual machine > Interaction > Answer question Virtual machine > Interaction > Console interaction Virtual machine > Interaction > Device connection Virtual machine > Interaction > Guest operating system management by VIX API Virtual machine > Interaction > Power Off Virtual machine > Interaction > Power On Virtual machine > Interaction > Reset Virtual machine > Interaction > Configure CD media Virtual machine > Interaction > Configure floppy media Virtual machine > Interaction > Suspend Virtual machine > Interaction > VMware Tools install Virtual machine > Snapshot management > Create snapshot Virtual machine > Snapshot management > Remove Snapshot Virtual machine > Snapshot management > Rename Snapshot Virtual machine > Snapshot management > Revert to snapshot


 Virtual machine user (sample)

Description	Provides virtual machine interaction permissions
Privileges	Global > Cancel task Scheduled task > Create tasks Scheduled task > Remove task Scheduled task > Modify task Scheduled task > Run task System > Anonymous System > Read System > View Virtual machine > Interaction > Answer question Virtual machine > Interaction > Console interaction Virtual machine > Interaction > Device connection Virtual machine > Interaction > Power Off Virtual machine > Interaction > Power On Virtual machine > Interaction > Reset Virtual machine > Interaction > Configure CD media Virtual machine > Interaction > Configure floppy media Virtual machine > Interaction > Suspend Virtual machine > Interaction > VMware Tools install

Description	Supports delegated resource management
Privileges	<ul style="list-style-type: none"> Alarms > Create alarm Alarms > Remove alarm Alarms > Modify alarm Permissions > Modify permission Datastore > Browse datastore Folder > Create folder Folder > Delete folder Folder > Move folder Folder > Rename folder Global > Cancel task Global > Log event Global > Set custom attribute Resource > Assign virtual machine to resource pool Resource > Migrate powered off virtual machine Resource > Create resource pool Resource > Remove resource pool Resource > Modify resource pool Resource > Migrate powered on virtual machine Resource > Move resource pool Resource > Query vMotion Resource > Rename resource pool Scheduled task > Create tasks Scheduled task > Remove task Scheduled task > Modify task Scheduled task > Run task System > Anonymous System > Read System > View Virtual machine > Configuration > Add existing disk Virtual machine > Configuration > Add new disk Virtual machine > Configuration > Add or remove device Virtual machine > Configuration > Advanced Virtual machine > Configuration > Change CPU count Virtual machine > Configuration > Disk lease Virtual machine > Configuration > Modify device settings Virtual machine > Configuration > Memory Virtual machine > Configuration > Raw device Virtual machine > Configuration > Remove disk Virtual machine > Configuration > Rename Virtual machine > Configuration > Reset guest information Virtual machine > Configuration > Change resource Virtual machine > Configuration > Settings Virtual machine > Configuration > Upgrade virtual machine compatibility Virtual machine > Interaction > Answer question Virtual machine > Interaction > Console interaction Virtual machine > Interaction > Device connection Virtual machine > Interaction > Power Off Virtual machine > Interaction > Power On Virtual machine > Interaction > Reset Virtual machine > Interaction > Configure CD media Virtual machine > Interaction > Configure floppy media Virtual machine > Interaction > Suspend Virtual machine > Interaction > VMware Tools install Virtual machine > Inventory > Create new Virtual machine > Inventory > Create from existing Virtual machine > Inventory > Remove Virtual machine > Inventory > Move Virtual machine > Inventory > Register Virtual machine > Inventory > Unregister Virtual machine > Provisioning > Clone virtual machine Virtual machine > Provisioning > Clone template Virtual machine > Provisioning > Create template from virtual machine Virtual machine > Provisioning > Customize Virtual machine > Provisioning > Deploy template Virtual machine > Provisioning > Allow disk access Virtual machine > Provisioning > Allow read-only disk access Virtual machine > Provisioning > Allow virtual machine download Virtual machine > Provisioning > Mark as template Virtual machine > Provisioning > Mark as virtual machine Virtual machine > Provisioning > Modify customization specification Virtual machine > Provisioning > Allow virtual machine files upload Virtual machine > Provisioning > Read customization specifications Virtual machine > Snapshot management > Create snapshot Virtual machine > Snapshot management > Remove Snapshot Virtual machine > Snapshot management > Rename Snapshot Virtual machine > Snapshot management > Revert to snapshot

 VMware Consolidated Backup user (sample)

Description	Used by the Consolidated Backup utility
Privileges	System > Anonymous System > Read System > View Virtual machine > Configuration > Disk lease Virtual machine > Provisioning > Allow read-only disk access Virtual machine > Provisioning > Allow virtual machine download Virtual machine > Snapshot management > Create snapshot Virtual machine > Snapshot management > Remove Snapshot

 Datastore consumer (sample)





Description	Assigned to datastores to allow creating disks or snapshots
Privileges	Datastore > Allocate space System > Anonymous System > Read System > View

























 Network administrator (sample)

Description	Assigned to networks to allow association of virtual machines or hosts with networks
Privileges	Network > Assign network System > Anonymous System > Read System > View

System Settings

The configuration settings for this VMware vCenter Server or standalone host.







Name	Description	Value
 Automatically discovered vCenter management IPv4 address	The automatically discovered IPv4 address of the vCenter Server to which managed hosts send heartbeats	192.168.89.236
 Automatically discovered vCenter management IPv6 address	The automatically discovered IPv6 address of the vCenter Server to which managed hosts send heartbeats	
 Cache size	Size of vCenter Server data cache (bytes)	9223372036854775807
 Client timeout	Number of seconds to wait for a response from the vCenter Server for short operations	30
 config.alert.log.enabled		true
 config.level[CpuFeatures].logLevel		info
 config.level[CpuFeatures].logName		CpuFeatures
 config.level[VmCheck].logLevel		info
 config.level[VmCheck].logName		VmCheck
 config.log.compressOnRoll		true
 config.log.level		info
 config.log.maxFileNum		30
 config.log.maxFileSize		52428800
 config.log.memoryLevel		verbose
 config.task.minCompletedLifetime		60
 config.vmacore.cacheProperties		true
 config.vmacore.ssl.useCompression		true
 config.vmacore.threadPool.TaskMax		90
 config.vmacore.threadPool.threadNamePrefix		vpzd
 config.vpzd.filterOverheadLimitIssues		true

 config.vpxd.hostProfiles.metadataCacheEnabled		true
 config.vpxd.network.rollback		true
 config.vpxd.ssl.CAFile		C:\ProgramData\VMware\SSL\ca_certificates.crt
 config.vpxd.ssl.CAPath		C:\ProgramData\VMware\SSL
 config.vpxd.sso.admin.uri		https://DEMO-VC80.demonstration.int:7444/sso-adminserver/sdk/vsphere.local
 config.vpxd.sso.default.admin		administrator@vsphere.local
 config.vpxd.sso.default.isGroup		false
 config.vpxd.sso.enabled		true
 config.vpxd.sso.groupcheck.uri		https://DEMO-VC80.demonstration.int:7444/sso-adminserver/sdk/vsphere.local
 config.vpxd.sso.lookupService.serviceId		Default-First-Site:815a22fb-e04d-418d-a60e-eecf78092ca9
 config.vpxd.sso.solutionUser.name		vCenterServer_2014.04.09_143252
 config.vpxd.sso.sts.uri		https://DEMO-VC80.demonstration.int:7444/sts/STSService/vsphere.local
 Database password	The database password	
 DB procedures log buffer	The maximum number of rows to appear in the DB procedures log table(VPX_PROC_LOG)	5000
 Default alarm upgrade version		30
 Default alarms have been created		False
 Enable event cleanup	Remove events older than the maximum event age	False
 Enable event cleanup	Remove tasks older than the maximum task age	False
 Enable first SNMP receiver	Whether SNMP traps are sent to this SNMP receiver	True
 Enable fourth SNMP receiver	Whether SNMP traps are sent to this SNMP receiver	False
 Enable second SNMP receiver	Whether SNMP traps are sent to this SNMP receiver	False
 Enable third SNMP receiver	Whether SNMP traps are sent to this SNMP receiver	False
 Enable user retrieve limits	Enable Active Directory query limits	True
 Enable user validation	Enable validation of users and groups	True

✎	First SNMP receiver community	Community string for SNMP trap (for example, public)	public
✎	First SNMP receiver name	SNMP receiver IP address or DNS name	localhost
✎	First SNMP receiver port	SNMP receiver port number. If the port number is not set, the Windows default is used, which is typically port 162	162
✎	Force Download DLF	Download DLFs even if files with same name already exist	False
✎	Fourth SNMP receiver community	Community string for SNMP trap (for example, public)	
✎	Fourth SNMP receiver name	SNMP receiver IP address or DNS name	
✎	Fourth SNMP receiver port	SNMP receiver port number. If the port number is not set, the Windows default is used, which is typically port 162	162
✎	Generation port WWN number	Generating of WWN port number for the virtual machine	4
✎	Generation single node WWN	Generating WWN for the virtual machine	True
✎	Global message	The global message shown to clients during login	
✎	Host upgrade check frequency	Frequency (in seconds) of monitoring a host upgrade	30
✎	Http Client Pool Idle Timeout	Http client pool idle connection timeout value in seconds, set to -1 to disable the timeout	900
✎	HTTP port number	Port on which to listen for HTTP connections	80
✎	HTTPS port number	Port on which to listen for HTTPS connections	443
✎	Instance ID	Unique instance identifier for vCenter	29
✎	Instance name	Name of this vCenter instance	DEMO-VC80.demonstration.int
✎	LDAP administrator principal	User or group allowed to join vCenter instances to this instance	Administrators
✎	License data	Read-only license data	AQD+yggAAABuTZcW878Kn0QAAAAAzQ5j+fwR7aAG36dux78pV82Rzwqg3oT7PNibknjsH4EdjTCxIsLOEq4b63X14GLgmv1aV5A4fh81ujx661VeD5slhw==
✎	Log level for daily stats purge	What to log during daily stats purge: OFF(nothing), ERR(errors only - default), INF(errors and execution info), CHK(errors,execution and correctness verification)	ERR
✎	Log level for daily stats rollup	What to log during daily stats rollup: OFF(nothing), ERR(errors only - default), INF(errors and execution info), CHK(errors,execution and correctness verification)	ERR
✎	Log level for monthly and yearly stats purge	What to log during monthly and yearly stats purge: OFF(nothing), ERR(errors only - default), INF(errors and execution info), CHK(errors,execution and correctness verification)	ERR
✎	Log level for monthly stats rollup	What to log during monthly stats rollup: OFF(nothing), ERR(errors only - default), INF(errors and execution info), CHK(errors,execution and correctness verification)	ERR


✎	Log level for purge of daily topns	What to log during purge of daily topns: OFF(nothing), ERR(errors only - default), INF(errors and execution info), CHK(errors,execution and correctness verification)	ERR
✎	Log level for purge of monthly topns	What to log during purge of monthly topns: OFF(nothing), ERR(errors only - default), INF(errors and execution info), CHK(errors,execution and correctness verification)	ERR
✎	Log level for purge of weekly topns	What to log during purge of weekly topns: OFF(nothing), ERR(errors only - default), INF(errors and execution info), CHK(errors,execution and correctness verification)	ERR
✎	Log level for purge of yearly topns	What to log during purge of yearly topns: OFF(nothing), ERR(errors only - default), INF(errors and execution info), CHK(errors,execution and correctness verification)	ERR
✎	Log level for topn rank of daily stats	What to log during topn rank of daily stats: OFF(nothing), ERR(errors only - default), INF(errors and execution info), CHK(errors,execution and correctness verification)	ERR
✎	Log level for topn rank of monthly stats	What to log during topn rank of monthly stats: OFF(nothing), ERR(errors only - default), INF(errors and execution info), CHK(errors,execution and correctness verification)	ERR
✎	Log level for topn rank of weekly stats	What to log during topn rank of weekly stats: OFF(nothing), ERR(errors only - default), INF(errors and execution info), CHK(errors,execution and correctness verification)	ERR
✎	Log level for topn rank of yearly stats	What to log during topn rank of yearly stats: OFF(nothing), ERR(errors only - default), INF(errors and execution info), CHK(errors,execution and correctness verification)	ERR
✎	Log level for weekly stats purge	What to log during weekly stats purge: OFF(nothing), ERR(errors only - default), INF(errors and execution info), CHK(errors,execution and correctness verification)	ERR
✎	Log level for weekly stats rollup	What to log during weekly stats rollup: OFF(nothing), ERR(errors only - default), INF(errors and execution info), CHK(errors,execution and correctness verification)	ERR
✎	Logging level	Amount of detail collected in the log files	info
✎	Long operation client timeout	Number of seconds to wait for a response from the vCenter Server for long operations	120
✎	Mail sender	Email address for email alerts (for example, alarm@company.com)	
✎	Major database version	Major database schema version	1
✎	Match host license server to vCenter	When adding a host, make the host's license server settings match vCenter settings	True
✎	Maximum database connections	Maximum number of database connections	50
✎	Maximum event age	Maximum age in days an event remains in the database	180
✎	Maximum statistics collection threads	Maximum number of threads dedicated to performance statistics collection	2
✎	Maximum task age	Maximum age in days a task remains in the database	180
✎	Maximum users to retrieve	Maximum number of users and groups to display in the Add Permissions dialog	5000
✎	Minor database version	Minor database schema version	0
✎	Password expiration	VIM password expiration (days)	30

 Save usage statistics to a file	Save usage statistics to a log file	True
 Save usage statistics to the database	Save usage counters to the database	True
 Second SNMP receiver community	Community string for SNMP trap (for example, public)	
 Second SNMP receiver name	SNMP receiver IP address or DNS name	
 Second SNMP receiver port	SNMP receiver port number. If the port number is not set, the Windows default is used, which is typically port 162	162
 Server locale	Locale to use for server-generated object names	
 SMTP server	SMTP server IP address or DNS name (for example, smtp.company.com)	
 SMTP server port	SMTP server port number. Typically, this port number is 25	25
 SSL version	SSL cipher required for vCenter client connections	all
 The update level of vCenter Server		1
 Third SNMP receiver community	Community string for SNMP trap (for example, public)	
 Third SNMP receiver name	SNMP receiver IP address or DNS name	
 Third SNMP receiver port	SNMP receiver port number. If the port number is not set, the Windows default is used, which is typically port 162	162
 TopN calculations daily delay	Backward offset (in minutes) for calculating the TopN report for data with daily granularity	30
 TopN calculations log level	What to log during TopN calculations: OFF (nothing), INFO (all messages), WARN (warnings and error messages), ERR (error messages)	INFO
 TopN calculations max log rows	The maximum number of rows to appear in the TopN log table (VPX_TOPN_ERROR_LOG) when TOPN_LOGGING_MODE is ON	5000
 TopN calculations monthly delay	Backward offset (in minutes) for calculating the TopN report for data with monthly granularity	30
 TopN calculations weekly delay	Backward offset (in minutes) for calculating the TopN report for data with weekly granularity	30
 TopN calculations yearly delay	Backward offset (in minutes) for calculating the TopN report for data with yearly granularity	30
 Usage statistics duration	Length of time in seconds to keep usage data	1209600
 Usage statistics level	The maximum usage counter level to record	0
 User retrieve timeout	Number of seconds to wait for a search for users and groups to return results	60
 User validation interval	Interval in minutes between each validation of user and group names. Set to zero to disable validation	1440
 vCenter Agent Upgrade	Specify if vCenter Agent will be automatically upgraded on each host after a vCenter Server upgrade	True

 vCenter FQDN	The fully qualified domain name of the vCenter Server	DEMO-VC80.demonstration.int
 vCenter management IP address	IP address of the vCenter Server to which managed hosts will send heartbeats	
 Verify SSL certificates	Requires that remote servers present valid X.509 certificates when making SSL connections	True
 VIM API URL	The URL used for VIM API or vSphere Client access to this vCenter instance	https://DEMO-VC80.demonstration.int:443/sdk
 Web services URL	The URL used to access supplemental vCenter web services	https://DEMO-VC80.demonstration.int:8443/vws
 WWN instance	Initialize WWN instance number	0

Clusters

A cluster is a group of two or more ESX hosts that provide high availability (using VMware HA) and load balancing (using DRS).

Name	Swap File Location	HA Enabled	Managed Object Identifier
 DEMO-CLUSTER1	Virtual machine directory	True	domain-c114

DEMO-CLUSTER1

A cluster is a group of two or more ESX hosts that provide high availability (using VMware HA) and load balancing (using DRS).

DEMO-CLUSTER1

Swap File Location	Virtual machine directory
Managed Object ID	domain-c114

VMware EVC

EVC Mode	Intel® "Westmere" Generation
----------	------------------------------




VMware HA Settings

Enabled	True
Admission Control Enabled	True
Host Monitoring	True
Failover Level	1
Response for Host Isolation	Disabled
Virtual Machine Monitoring	Disabled
VM Restart Priority	Medium

VMware DRS Settings

Enabled	True
Default Behavior	Fully Automated
Migration Threshold	Apply priority 1, priority 2, and priority 3 recommendations
Enable Individual Virtual Machine Automation Levels	True
DPM Enabled	Unknown





Permissions

Principal Name	Role Name	Defined	Propagate
 DEMONSTRATION\Administrator	Administrator	Datacenters	Unknown
 DEMONSTRATION\vcadmin	Administrator	Datacenters	Unknown
 VSPHERE.LOCAL\Administrator	Administrator	Datacenters	Unknown

Datastores

A datastore is a manageable storage entity used to store virtual machine configuration and disk files or images.

Datastores

Name	Type	Capacity	Free Space
 SampleDatastore1	VMFS	39.75 GB	20.28 GB
 SampleDatastore2	VMFS	2.5 GB	1.92 GB
 SampleDatastore3	VMFS	2.5 GB	1.92 GB
 SampleDatastore4	VMFS	39.75 GB	38.8 GB

SampleDatastore1

A datastore is a manageable storage entity used to store virtual machine configuration and disk files or images.

General Settings

Accessible	True
Datastore Type	VMFS
Capacity	39.75 GB
Free Space	20.28 GB
Percentage Free	51%
Maximum File Size	62.94 TB
Maximum Virtual Disk Size	62 TB
URL	ds:///vmfs/volumes/55e8ea76-d06da505-18e9-000c298099e4/

SampleDatastore1 (51% free)



VMFS Settings

Block Size	1 MB
Extents	mpx.vmhba1:C0:T2:L0
Filesystem Version	5.60
Solid State Drive	True
UUID	55e8ea76-d06da505-18e9-000c298099e4
VMFS Upgradable	False

Capability


Directory Hierarchy Supported	True
Native Snapshot Supported	False
Thin Provisioning Supported	True
Raw Disk Mappings Supported	True
Flex-SE(SeSparse) Supported	True
Storage IORM Supported	True




Storage I/O Control

Enabled	False
Enable Storage I/O statistics collection	False
Exclude I/O statistics from SDRS	True

Host Connections

Host	Access Mode	Path
 demo-esx80i-02.demonstration.int	Read-write	/vmfs/volumes/55e8ea76-d06da505-18e9-000c298099e4

 Permissions

Principal Name	Role Name	Defined	Propagate
 DEMONSTRATION\Administrator	Administrator	Datacenters	Unknown
 DEMONSTRATION\vcadmin	Administrator	Datacenters	Unknown
 VSPHERE.LOCAL\Administrator	Administrator	Datacenters	Unknown

SampleDatastore2

A datastore is a manageable storage entity used to store virtual machine configuration and disk files or images.

General Settings

Accessible	True
Datastore Type	VMFS
Capacity	2.5 GB
Free Space	1.92 GB
Percentage Free	77%
Maximum File Size	62.94 TB
Maximum Virtual Disk Size	62 TB
URL	ds:///vmfs/volumes/55e8e090-3752624a-0687-000c298099e4/

SampleDatastore2 (77% free)



VMFS Settings

Block Size	1 MB
Extents	mpx.vmhba1:C0:T0:L0
Filesystem Version	5.60
Solid State Drive	True
UUID	55e8e090-3752624a-0687-000c298099e4
VMFS Upgradable	False

Capability


Directory Hierarchy Supported	True
Native Snapshot Supported	False
Thin Provisioning Supported	True
Raw Disk Mappings Supported	True
Flex-SE(SeSparse) Supported	True
Storage IORM Supported	True




Storage I/O Control

Enabled	True
Congestion Threshold Value	90% of Peak Throughput
Exclude I/O statistics from SDRS	True

Host Connections

Host	Access Mode	Path
 demo-esx80i-02.demonstration.int	Read-write	/vmfs/volumes/55e8e090-3752624a-0687-000c298099e4

 Permissions

Principal Name	Role Name	Defined	Propagate
 DEMONSTRATION\Administrator	Administrator	Datacenters	Unknown
 DEMONSTRATION\vcadmin	Administrator	Datacenters	Unknown
 VSPHERE.LOCAL\Administrator	Administrator	Datacenters	Unknown

SampleDatastore3

A datastore is a manageable storage entity used to store virtual machine configuration and disk files or images.

General Settings

Accessible	True
Datastore Type	VMFS
Capacity	2.5 GB
Free Space	1.92 GB
Percentage Free	77%
Maximum File Size	62.94 TB
Maximum Virtual Disk Size	62 TB
URL	ds:///vmfs/volumes/534521e8-851623e5-b08b-000c29e2b01e/

SampleDatastore3 (77% free)



VMFS Settings

Block Size	1 MB
Extents	mpx.vmhba1:C0:T0:L0
Filesystem Version	5.60
Solid State Drive	True
UUID	534521e8-851623e5-b08b-000c29e2b01e
VMFS Upgradable	False

Capability


Directory Hierarchy Supported	True
Native Snapshot Supported	False
Thin Provisioning Supported	True
Raw Disk Mappings Supported	True
Flex-SE(SeSparse) Supported	True
Storage IORM Supported	True




Storage I/O Control

Enabled	False
Enable Storage I/O statistics collection	False
Exclude I/O statistics from SDRS	True

Host Connections

Host	Access Mode	Path
 demo-esx80i-01.demonstration.int	Read-write	/vmfs/volumes/534521e8-851623e5-b08b-000c29e2b01e

 Permissions

Principal Name	Role Name	Defined	Propagate
 DEMONSTRATION\Administrator	Administrator	Datacenters	Unknown
 DEMONSTRATION\vcadmin	Administrator	Datacenters	Unknown
 VSPHERE.LOCAL\Administrator	Administrator	Datacenters	Unknown

SampleDatastore4

A datastore is a manageable storage entity used to store virtual machine configuration and disk files or images.

General Settings

Accessible	True
Datastore Type	VMFS
Capacity	39.75 GB
Free Space	38.8 GB
Percentage Free	98%
Maximum File Size	62.94 TB
Maximum Virtual Disk Size	62 TB
URL	ds:///vmfs/volumes/571990eb-a2dc06c6-03b7-000c298be084/

SampleDatastore4 (98% free)



VMFS Settings

Block Size	1 MB
Extents	mpx.vmhba1:C0:T2:L0
Filesystem Version	5.60
Solid State Drive	True
UUID	571990eb-a2dc06c6-03b7-000c298be084
VMFS Upgradable	False

Capability


Directory Hierarchy Supported	True
Native Snapshot Supported	False
Thin Provisioning Supported	True
Raw Disk Mappings Supported	True
Flex-SE(SeSparse) Supported	True
Storage IORM Supported	True




Storage I/O Control

Enabled	False
Enable Storage I/O statistics collection	False
Exclude I/O statistics from SDRS	True

Host Connections

Host	Access Mode	Path
 demo-esx80i-01.demonstration.int	Read-write	/vmfs/volumes/571990eb-a2dc06c6-03b7-000c298be084

 Permissions

Principal Name	Role Name	Defined	Propagate
 DEMONSTRATION\Administrator	Administrator	Datacenters	Unknown
 DEMONSTRATION\vcadmin	Administrator	Datacenters	Unknown
 VSPHERE.LOCAL\Administrator	Administrator	Datacenters	Unknown

Datastore Clusters

A datastore cluster is a collection of datastores with shared resources and a shared management interface.

Name	Datastores	Capacity
 SampleDatastoreCluster	SampleDatastore1 SampleDatastore2	42.25 GB

SampleDatastoreCluster

A datastore cluster is a collection of datastores with shared resources and a shared management interface.

General Settings

Name	SampleDatastoreCluster
Datastore Names	SampleDatastore1 SampleDatastore2
Capacity	42.25 GB
Free Space	22.2 GB




SampleDatastoreCluster (53% free)



vSphere Storage DRS

Enabled	True
Behavior	No Automation (Manual Mode)
Enable I/O metric for SDRS recommendations	True

Permissions

Principal Name	Role Name	Defined	Propagate
 DEMONSTRATION\Administrator	Administrator	Datacenters	Unknown
 DEMONSTRATION\vcadmin	Administrator	Datacenters	Unknown
 VSPHERE.LOCAL\Administrator	Administrator	Datacenters	Unknown

Distributed Switches

A distributed virtual switch (dvSwitch) acts as a single switch that is available across multiple hosts allowing a consistent centrally managed network configuration for virtual machines as they migrate between hosts.

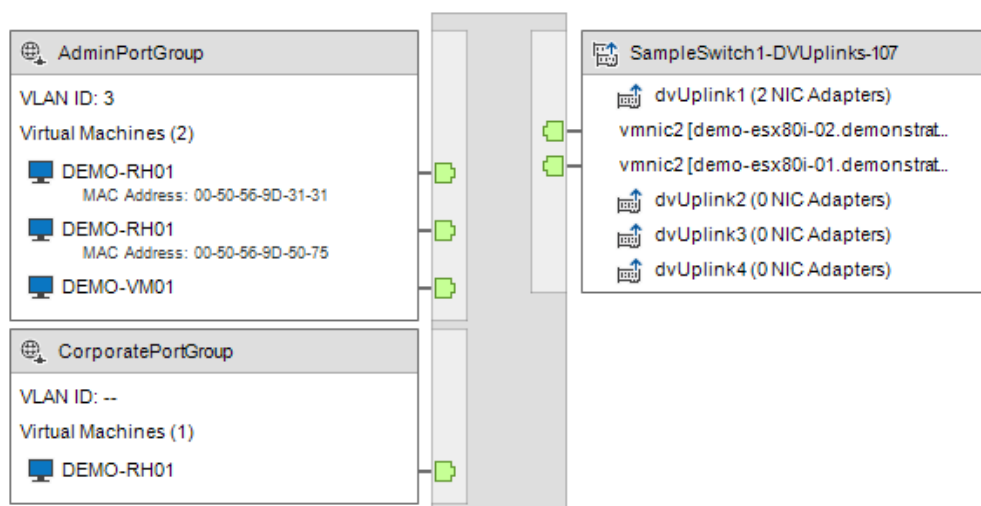
Name	Manufacturer	Version	Port Count
 SampleSwitch1	VMware	8.0.3.0	264
 SampleSwitch2	VMware	8.0.3.0	520

SampleSwitch1

A distributed virtual switch (dvSwitch) acts as a single switch that is available across multiple hosts allowing a consistent centrally managed network configuration for virtual machines as they migrate between hosts.

General Settings

Name	SampleSwitch1
Description	This is a sample switch
Manufacturer	VMware
Version	8.0.3.0
Port Count	264
Maximum MTU	1,500



Uplink Port Names

Uplink 1	dvUplink1
Uplink 2	dvUplink2
Uplink 3	dvUplink3
Uplink 4	dvUplink4

Hosts

Name	Product	Version	Connection State	Manufacturer
demo-esx80i-01.demonstration.int	VMware ESXi	8.0.3	Connected	VMware, Inc.
demo-esx80i-02.demonstration.int	VMware ESXi	8.0.3	Connected	VMware, Inc.

Administrator Contact Information

Administrator Contact	Infrastructure Support
Administrator Contact Details	infrastructure@demonstration.int

Discovery Protocol

Link Discovery Protocol Operation	Advertise
Link Discovery Protocol	Unknown

NetFlow Settings

Collector IP Address	10.200.1.1
Collector Port	550
Observation Domain ID	0
Active Flow Export Timeout (seconds)	60
Idle Flow Export Timeout (seconds)	15
Sampling Rate	0
Process Internal Flows Only	False




Health Check

VLAN and MTU	False
Teaming and Failover	False




Port Mirroring

There are no port mirroring sessions documented for this distributed virtual switch.

Private VLANs

Primary VLAN ID	Secondary VLAN ID	VLAN Type
 80	80	Promiscuous
 80	12	Isolated
 80	22	Community

Permissions

Principal Name	Role Name	Defined	Propagate
 DEMONSTRATION\Administrator	Administrator	Datacenters	Unknown
 DEMONSTRATION\vcadmin	Administrator	Datacenters	Unknown
 VSPHERE.LOCAL\Administrator	Administrator	Datacenters	Unknown

SampleSwitch1-DVUplinks-107

Uplink ports connect a distributed switch to the physical network interface cards on the hosts that are associated with the switch.

General Settings

Name	SampleSwitch1-DVUplinks-107
------	-----------------------------

Advanced

Configure Reset at Disconnect	True
-------------------------------	------

Override Port Policies

Block Ports	True
Vendor Configuration	False
VLAN	False
NetFlow	False
Traffic Filtering and Marking	False

VLAN

VLAN Type	VLAN Trunking
Inherited	False
VLAN Identifier	0-4094




Monitoring

NetFlow	False
---------	-------

Miscellaneous

Block Port/s	False
--------------	-------

Permissions

Principal Name	Role Name	Defined	Propagate
 DEMONSTRATION\Administrator	Administrator	Datacenters	Unknown
 DEMONSTRATION\vcadmin	Administrator	Datacenters	Unknown
 VSPHERE.LOCAL\Administrator	Administrator	Datacenters	Unknown

Port Groups

A distributed port group is a port group associated with a distributed switch and specifies port configuration options for each member port.

Port Groups

Name	Port Binding	VLAN	Port Count
 AdminPortGroup	Static Binding	VLAN: 3	128
 CorporatePortGroup	Static Binding	None	128

AdminPortGroup

A distributed port group is a port group associated with a distributed switch and specifies port configuration options for each member port.

General Settings

Name	AdminPortGroup
Binding	Static Binding
Port Allocation	Elastic
Port Count	128

Advanced

Configure Reset at Disconnect	True
-------------------------------	------

Override Port Policies

Block Ports	True
Traffic Shaping	False
Vendor Configuration	False
VLAN	False
Uplink Teaming	False
Resource Allocation	False
Security Policy	False
NetFlow	False
Traffic Filtering and Marking	False

Port Security

Promiscuous Mode	False (Inherited)
MAC Address Changes	False (Inherited)
Forged Transmits	False (Inherited)

Ingress Traffic Shaping

Enabled	False (Inherited)
---------	-------------------

Egress Traffic Shaping

Enabled	False (Inherited)
---------	-------------------

VLAN

VLAN Type	VLAN
Inherited	False
VLAN Identifier	3

Teaming and Failover

Load Balancing Type	Route based on originating virtual port (Inherited)
Beacon Probing	False (Inherited)
Notify Switches	True (Inherited)
Failback	True (Inherited)

Failover Order

Uplinks Inherited	True
Active Uplinks	dvUplink1 dvUplink2 dvUplink3 dvUplink4
Standby Uplinks	




Monitoring

NetFlow	False (Inherited)
---------	-------------------

Miscellaneous

Block Port/s	False (Inherited)
--------------	-------------------

Permissions

Principal Name	Role Name	Defined	Propagate
 DEMONSTRATION\Administrator	Administrator	Datacenters	Unknown
 DEMONSTRATION\vcadmin	Administrator	Datacenters	Unknown
 VSPHERE.LOCAL\Administrator	Administrator	Datacenters	Unknown

CorporatePortGroup

A distributed port group is a port group associated with a distributed switch and specifies port configuration options for each member port.

General Settings

Name	CorporatePortGroup
Binding	Static Binding
Port Allocation	Elastic
Port Count	128

Advanced

Configure Reset at Disconnect	True
-------------------------------	------

Override Port Policies

Block Ports	True
Traffic Shaping	False
Vendor Configuration	False
VLAN	False
Uplink Teaming	False
Resource Allocation	False
Security Policy	False
NetFlow	False
Traffic Filtering and Marking	False

Port Security

Promiscuous Mode	False (Inherited)
MAC Address Changes	False (Inherited)
Forged Transmits	False (Inherited)

Ingress Traffic Shaping

Enabled	False (Inherited)
---------	-------------------

Egress Traffic Shaping

Enabled	False (Inherited)
---------	-------------------

VLAN

VLAN Type	None
Inherited	False

Teaming and Failover

Load Balancing Type	Route based on originating virtual port (Inherited)
Beacon Probing	False (Inherited)
Notify Switches	True (Inherited)
Failback	True (Inherited)

Failover Order

Uplinks Inherited	True
Active Uplinks	dvUplink1 dvUplink2 dvUplink3 dvUplink4
Standby Uplinks	




Monitoring

NetFlow	False (Inherited)
---------	-------------------

Miscellaneous

Block Port/s	False (Inherited)
--------------	-------------------

Permissions

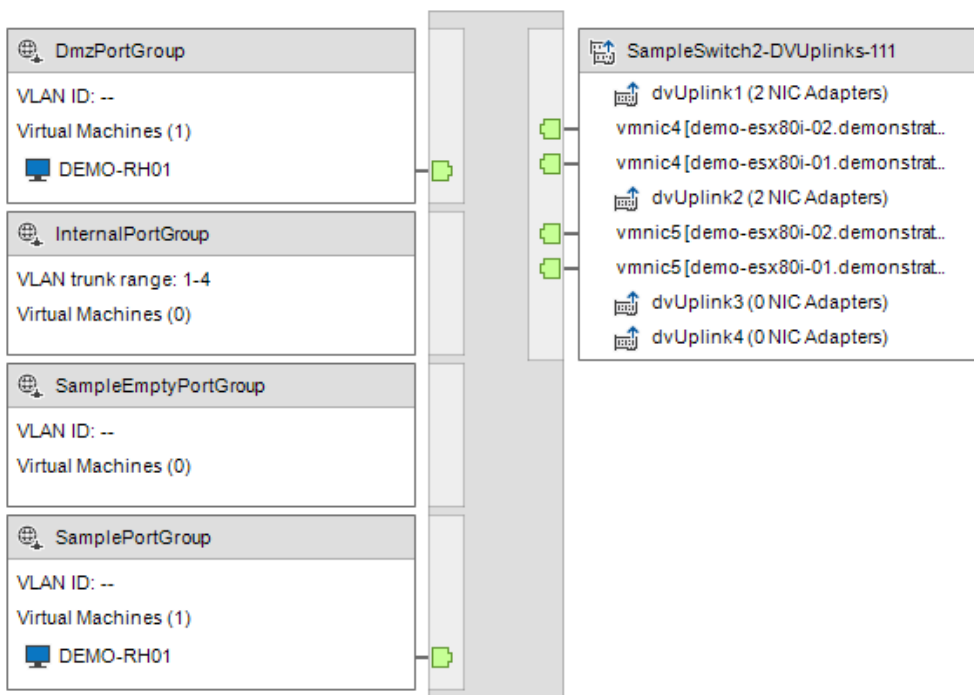
Principal Name	Role Name	Defined	Propagate
 DEMONSTRATION\Administrator	Administrator	Datacenters	Unknown
 DEMONSTRATION\vcadmin	Administrator	Datacenters	Unknown
 VSPHERE.LOCAL\Administrator	Administrator	Datacenters	Unknown

SampleSwitch2

A distributed virtual switch (dvSwitch) acts as a single switch that is available across multiple hosts allowing a consistent centrally managed network configuration for virtual machines as they migrate between hosts.

General Settings

Name	SampleSwitch2
Description	This is a sample switch
Manufacturer	VMware
Version	8.0.3.0
Port Count	520
Maximum MTU	1,500



Uplink Port Names

Uplink 1	dvUplink1
Uplink 2	dvUplink2
Uplink 3	dvUplink3
Uplink 4	dvUplink4

Hosts

Name	Product	Version	Connection State	Manufacturer
demo-esx80i-01.demonstration.int	VMware ESXi	8.0.3	Connected	VMware, Inc.

demo-esx80i-02.demonstration.int	VMware ESXi	8.0.3	Connected	VMware, Inc.
----------------------------------	-------------	-------	-----------	--------------

Administrator Contact Information

Administrator Contact	Administrator
Administrator Contact Details	administrator@demonstration.int

Discovery Protocol

Link Discovery Protocol Operation	Listen
Link Discovery Protocol	Cisco Discovery Protocol

NetFlow Settings

Collector IP Address	192.168.1.1
Collector Port	5,514
Observation Domain ID	0
Active Flow Export Timeout (seconds)	60
Idle Flow Export Timeout (seconds)	15
Sampling Rate	0
Process Internal Flows Only	True




Health Check

VLAN and MTU	False
Teaming and Failover	False




Port Mirroring

Name	Session Type	Enabled	Description
 Sample port mirroring	Distributed Port Mirroring (legacy)	False	This is a sample port mirroring configuration

Private VLANs

Primary VLAN ID	Secondary VLAN ID	VLAN Type
 42	42	Promiscuous
 55	55	Promiscuous
 55	82	Isolated

Permissions

Principal Name	Role Name	Defined	Propagate
 DEMONSTRATION\Administrator	Administrator	Datacenters	Unknown
 DEMONSTRATION\vcadmin	Administrator	Datacenters	Unknown
 VSPHERE.LOCAL\Administrator	Administrator	Datacenters	Unknown

SampleSwitch2-DVUplinks-111

Uplink ports connect a distributed switch to the physical network interface cards on the hosts that are associated with the switch.

General Settings

Name	SampleSwitch2-DVUplinks-111
------	-----------------------------

Advanced

Configure Reset at Disconnect	True
-------------------------------	------

Override Port Policies

Block Ports	True
Vendor Configuration	False
VLAN	False
NetFlow	False
Traffic Filtering and Marking	False

VLAN

VLAN Type	VLAN Trunking
Inherited	False
VLAN Identifier	0-4094




Monitoring

NetFlow	False
---------	-------

Miscellaneous

Block Port/s	False
--------------	-------





Permissions

Principal Name	Role Name	Defined	Propagate
 DEMONSTRATION\Administrator	Administrator	Datacenters	Unknown
 DEMONSTRATION\vcadmin	Administrator	Datacenters	Unknown
 VSPHERE.LOCAL\Administrator	Administrator	Datacenters	Unknown

Port Groups

A distributed port group is a port group associated with a distributed switch and specifies port configuration options for each member port.

Port Groups

Name	Port Binding	VLAN	Port Count
 DmzPortGroup	Static Binding	None	128
 InternalPortGroup	Static Binding	VLAN Trunking: 1-4	128
 SampleEmptyPortGroup	Static Binding	None	128
 SamplePortGroup	Static Binding	None	128

DmzPortGroup

A distributed port group is a port group associated with a distributed switch and specifies port configuration options for each member port.

General Settings

Name	DmzPortGroup
Binding	Static Binding
Port Allocation	Elastic
Port Count	128

Advanced

Configure Reset at Disconnect	True
-------------------------------	------

Override Port Policies

Block Ports	True
Traffic Shaping	False
Vendor Configuration	False
VLAN	False
Uplink Teaming	False
Resource Allocation	False
Security Policy	False
NetFlow	False
Traffic Filtering and Marking	False

Port Security

Promiscuous Mode	False (Inherited)
MAC Address Changes	False (Inherited)
Forged Transmits	False (Inherited)

Ingress Traffic Shaping

Enabled	False (Inherited)
---------	-------------------

Egress Traffic Shaping

Enabled	False (Inherited)
---------	-------------------

VLAN

VLAN Type	None
Inherited	False

Teaming and Failover

Load Balancing Type	Route based on originating virtual port (Inherited)
Beacon Probing	False (Inherited)
Notify Switches	True (Inherited)
Failback	True (Inherited)

Failover Order

Uplinks Inherited	True
Active Uplinks	dvUplink1 dvUplink2 dvUplink3 dvUplink4
Standby Uplinks	




Monitoring

NetFlow	False (Inherited)
---------	-------------------

Miscellaneous

Block Port/s	False (Inherited)
--------------	-------------------

Permissions

Principal Name	Role Name	Defined	Propagate
 DEMONSTRATION\Administrator	Administrator	Datacenters	Unknown
 DEMONSTRATION\vcadmin	Administrator	Datacenters	Unknown
 VSPHERE.LOCAL\Administrator	Administrator	Datacenters	Unknown

InternalPortGroup

A distributed port group is a port group associated with a distributed switch and specifies port configuration options for each member port.

General Settings

Name	InternalPortGroup
Binding	Static Binding
Port Allocation	Elastic
Port Count	128

Advanced

Configure Reset at Disconnect	True
-------------------------------	------

Override Port Policies

Block Ports	True
Traffic Shaping	False
Vendor Configuration	False
VLAN	False
Uplink Teaming	False
Resource Allocation	False
Security Policy	False
NetFlow	False
Traffic Filtering and Marking	False

Port Security

Promiscuous Mode	False (Inherited)
MAC Address Changes	False (Inherited)
Forged Transmits	False (Inherited)

Ingress Traffic Shaping

Enabled	False (Inherited)
---------	-------------------

Egress Traffic Shaping

Enabled	False (Inherited)
---------	-------------------

VLAN

VLAN Type	VLAN Trunking
Inherited	False
VLAN Identifier	1-4

Teaming and Failover

Load Balancing Type	Route based on originating virtual port (Inherited)
Beacon Probing	False (Inherited)
Notify Switches	True (Inherited)
Failback	True (Inherited)

Failover Order

Uplinks Inherited	True
Active Uplinks	dvUplink1 dvUplink2 dvUplink3 dvUplink4
Standby Uplinks	




Monitoring

NetFlow	False (Inherited)
---------	-------------------

Miscellaneous

Block Port/s	False (Inherited)
--------------	-------------------

Permissions

Principal Name	Role Name	Defined	Propagate
 DEMONSTRATION\Administrator	Administrator	Datacenters	Unknown
 DEMONSTRATION\vcadmin	Administrator	Datacenters	Unknown
 VSPHERE.LOCAL\Administrator	Administrator	Datacenters	Unknown

SampleEmptyPortGroup

A distributed port group is a port group associated with a distributed switch and specifies port configuration options for each member port.

General Settings

Name	SampleEmptyPortGroup
Binding	Static Binding
Port Allocation	Elastic
Port Count	128

Advanced

Configure Reset at Disconnect	True
-------------------------------	------

Override Port Policies

Block Ports	True
Traffic Shaping	False
Vendor Configuration	False
VLAN	False
Uplink Teaming	False
Resource Allocation	False
Security Policy	False
NetFlow	False
Traffic Filtering and Marking	False

Port Security

Promiscuous Mode	False (Inherited)
MAC Address Changes	False (Inherited)
Forged Transmits	False (Inherited)

Ingress Traffic Shaping

Enabled	False (Inherited)
---------	-------------------

Egress Traffic Shaping

Enabled	False (Inherited)
---------	-------------------

VLAN

VLAN Type	None
Inherited	False

Teaming and Failover

Load Balancing Type	Route based on originating virtual port (Inherited)
Beacon Probing	False (Inherited)
Notify Switches	True (Inherited)
Failback	True (Inherited)

Failover Order

Uplinks Inherited	True
Active Uplinks	dvUplink1 dvUplink2 dvUplink3 dvUplink4
Standby Uplinks	




Monitoring

NetFlow	False (Inherited)
---------	-------------------

Miscellaneous

Block Port/s	False (Inherited)
--------------	-------------------

Permissions

Principal Name	Role Name	Defined	Propagate
 DEMONSTRATION\Administrator	Administrator	Datacenters	Unknown
 DEMONSTRATION\vcadmin	Administrator	Datacenters	Unknown
 VSPHERE.LOCAL\Administrator	Administrator	Datacenters	Unknown

SamplePortGroup

A distributed port group is a port group associated with a distributed switch and specifies port configuration options for each member port.

General Settings

Name	SamplePortGroup
Binding	Static Binding
Port Allocation	Elastic
Port Count	128

Advanced

Configure Reset at Disconnect	True
-------------------------------	------

Override Port Policies

Block Ports	True
Traffic Shaping	False
Vendor Configuration	False
VLAN	False
Uplink Teaming	False
Resource Allocation	False
Security Policy	False
NetFlow	False
Traffic Filtering and Marking	False

Port Security

Promiscuous Mode	False (Inherited)
MAC Address Changes	False (Inherited)
Forged Transmits	False (Inherited)

Ingress Traffic Shaping

Enabled	False (Inherited)
---------	-------------------

Egress Traffic Shaping

Enabled	False (Inherited)
---------	-------------------

VLAN

VLAN Type	None
Inherited	False

Teaming and Failover

Load Balancing Type	Route based on originating virtual port (Inherited)
Beacon Probing	False (Inherited)
Notify Switches	True (Inherited)
Failback	True (Inherited)

Failover Order

Uplinks Inherited	True
Active Uplinks	dvUplink1 dvUplink2 dvUplink3 dvUplink4
Standby Uplinks	




Monitoring

NetFlow	False (Inherited)
---------	-------------------

Miscellaneous


Block Port/s	False (Inherited)
--------------	-------------------



Permissions

Principal Name	Role Name	Defined	Propagate
 DEMONSTRATION\Administrator	Administrator	Datacenters	Unknown
 DEMONSTRATION\vcadmin	Administrator	Datacenters	Unknown
 VSPHERE.LOCAL\Administrator	Administrator	Datacenters	Unknown

Hosts

Provides information about the VMware ESX hosts found in the system.

 Hosts

Name	Product	Version	Connection State	Manufacturer
 demo-esx80i-01.demonstration.int	VMware ESXi	8.0.3	Connected	VMware, Inc.
 demo-esx80i-02.demonstration.int	VMware ESXi	8.0.3	Connected	VMware, Inc.

demo-esx80i-01.demonstration.int

Provides information about this VMware ESX host system.

General Settings

Maintenance Mode	False
Connection State	Connected
Product Name	VMware ESXi
Version	8.0.3
Build	1623387
Physical Memory	4095 MB
Port	443
UUID	564df085-4cf9-3f18-8ee5-c50b738be084
vMotion Enabled	False
Managed Object ID	host-142

Time Configuration

Time Zone	UTC
GMT Offset	0
NTP Servers	[Not Set]

VMware EVC

EVC Mode	Intel® "Westmere" Generation
----------	------------------------------

System

Manufacturer	VMware, Inc.
Model	VMware Virtual Platform
BIOS Version	6.00
BIOS Release Date	Thursday, July 2, 2015
Asset Tag	No Asset Tag
Service Tag	VMware-56 4d f0 85 4c f9 3f 18-8e e5 c5 0b 73 8b e0 84

Processor Information

CPU Speed	2501MHz
CPU Model	Intel(R) Core(TM) i7-4710MQ CPU @ 2.50GHz
CPU Cores	2
CPU Packages	2
Hyperthreading Active	False

CPU Resource Allocation

Shares Level	Custom [1000000]
Reservation	5002 MHz
Expandable Reservation	False
Limit	5002 MHz

Memory Resource Allocation

Shares Level	Custom [1000000000]
Reservation	4078 MB
Expandable Reservation	False
Limit	4078 MB

Virtual Machines





























There are no virtual machines documented.

Permissions

Principal Name	Role Name	Defined	Propagate
<input checked="" type="checkbox"/> DEMONSTRATION\Administrator	Administrator	Datacenters	Unknown
<input checked="" type="checkbox"/> DEMONSTRATION\vcadmin	Administrator	Datacenters	Unknown
<input checked="" type="checkbox"/> VSPHERE.LOCAL\Administrator	Administrator	Datacenters	Unknown

Host Hardware Devices

Provides information about the physical hardware devices found within this ESX Host.

Name	Manufacturer	ID
 Virtual Machine Chipset #0	Intel Corporation	00:00.0
 440BX/ZX/DX - 82443BX/ZX/DX AGP bridge #0	Intel Corporation	00:01.0
 Virtual Machine Chipset #0	Intel Corporation	00:07.0
 PIIx4 for 430TX/440BX/MX IDE Controller #0	Intel Corporation	00:07.1
 Virtual Machine Chipset #0	Intel Corporation	00:07.3
 Virtual Machine Communication Interface #0	VMware	00:07.7
 SVGA II Adapter #0	VMware	00:0f.0
 53c1030 PCI-X Fusion-MPT Dual Ultra320 SCSI #0	LSI Logic / Symbios Logic	00:10.0
 PCI bridge #0	VMware	00:11.0
 PCI Express Root Port #0	VMware	00:15.0
 PCI Express Root Port #0	VMware	00:15.1
 PCI Express Root Port #0	VMware	00:15.2
 PCI Express Root Port #0	VMware	00:15.3
 PCI Express Root Port #0	VMware	00:15.4
 PCI Express Root Port #0	VMware	00:15.5
 PCI Express Root Port #0	VMware	00:15.6
 PCI Express Root Port #0	VMware	00:15.7
 PCI Express Root Port #0	VMware	00:16.0
 PCI Express Root Port #0	VMware	00:16.1
 PCI Express Root Port #0	VMware	00:16.2
 PCI Express Root Port #0	VMware	00:16.3
 PCI Express Root Port #0	VMware	00:16.4
 PCI Express Root Port #0	VMware	00:16.5
 PCI Express Root Port #0	VMware	00:16.6
 PCI Express Root Port #0	VMware	00:16.7
 PCI Express Root Port #0	VMware	00:17.0
 PCI Express Root Port #0	VMware	00:17.1
 PCI Express Root Port #0	VMware	00:17.2
 PCI Express Root Port #0	VMware	00:17.3
 PCI Express Root Port #0	VMware	00:17.4
 PCI Express Root Port #0	VMware	00:17.5
 PCI Express Root Port #0	VMware	00:17.6
 PCI Express Root Port #0	VMware	00:17.7
 PCI Express Root Port #0	VMware	00:18.0
 PCI Express Root Port #0	VMware	00:18.1

 PCI Express Root Port #0	VMware	00:18.2
 PCI Express Root Port #0	VMware	00:18.3
 PCI Express Root Port #0	VMware	00:18.4
 PCI Express Root Port #0	VMware	00:18.5
 PCI Express Root Port #0	VMware	00:18.6
 PCI Express Root Port #0	VMware	00:18.7
 USB1.1 UHCI Controller #0	VMware	02:00.0
 82545EM Gigabit Ethernet Controller (Copper) #0	Intel Corporation	02:01.0
 USB2 EHCI Controller #0	VMware	02:02.0
 82545EM Gigabit Ethernet Controller (Copper) #0	Intel Corporation	02:04.0
 82545EM Gigabit Ethernet Controller (Copper) #0	Intel Corporation	02:05.0
 82545EM Gigabit Ethernet Controller (Copper) #0	Intel Corporation	02:06.0
 82545EM Gigabit Ethernet Controller (Copper) #0	Intel Corporation	02:07.0
 82545EM Gigabit Ethernet Controller (Copper) #0	Intel Corporation	02:08.0

Licensed Features

This section provides information about the license currently assigned to the specified host.

VMware vSphere 8 Enterprise Plus	
Asset Name	demo-esx80i-01.demonstration.int
Expiry Date	Never
License Key	{Not Documented}
Cost Unit	CPU
Total	750
Used	4
Features	Direct Path vMotion Hot-Pluggable virtual HW MPIO / Third-Party Multi-Pathing Reliable Memory Remote virtual Serial Port Concentrator Shared Smart Card Reader SR-IOV Storage APIs Unlimited virtual SMP vCenter agent for VMware host VMsafe vShield Endpoint vShield Zones vSphere API vSphere App HA vSphere Auto Deploy vSphere Data Protection vSphere Distributed Switch vSphere DRS vSphere Flash Read Cache vSphere FT vSphere HA vSphere Host Profiles vSphere Profile-Driven Storage vSphere Replication vSphere Storage APIs for Array Integration vSphere Storage DRS vSphere Storage I/O Control vSphere Storage vMotion vSphere View Accelerator vSphere vMotion vSphere vMotion Metro

Network Configuration

Provides information about the ESX Host network configuration and physical network cards.

General Settings

Name	DEMO-esx80i-01
Default Gateway	
DHCP Enabled	False
DNS Domain	localdomain
DNS Servers	192.168.89.2
Search Domains	localdomain

Physical Network Interface vmnic0


Speed	1000 Full
Driver	e1000
Hardware Device Name	
MAC Address	00-0C-29-8B-E0-84
PCI Slot	02:01.0
Wake On LAN Supported	False

Physical Network Interface vmnic1


Speed	1000 Full
Driver	e1000
Hardware Device Name	
MAC Address	00-0C-29-8B-E0-8E
PCI Slot	02:04.0
Wake On LAN Supported	False

Physical Network Interface vmnic2


Speed	1000 Full
Driver	e1000
Hardware Device Name	
MAC Address	00-0C-29-8B-E0-98
PCI Slot	02:05.0
Wake On LAN Supported	False

 Physical Network Interface vmnic3

Speed	1000 Full
Driver	e1000
Hardware Device Name	
MAC Address	00-0C-29-8B-E0-A2
PCI Slot	02:06.0
Wake On LAN Supported	False

 Physical Network Interface vmnic4

Speed	1000 Full
Driver	e1000
Hardware Device Name	
MAC Address	00-0C-29-8B-E0-AC
PCI Slot	02:07.0
Wake On LAN Supported	False

 Physical Network Interface vmnic5

Speed	1000 Full
Driver	e1000
Hardware Device Name	
MAC Address	00-0C-29-8B-E0-B6
PCI Slot	02:08.0
Wake On LAN Supported	False

Virtual Switches

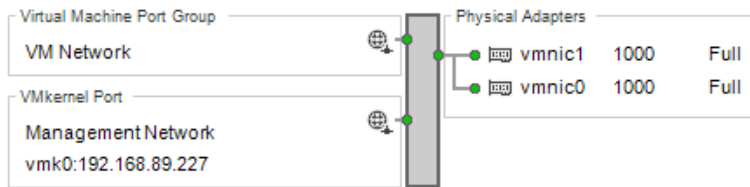
Virtual switches allow virtual machines on the same ESX Server host to communicate with each other using the same protocols that would be used over physical switches, without the need for additional networking hardware. vSphere standard switches are configured on each host system individually unlike distributed virtual switches which are shared between multiple hosts.

Name	Ports	Physical Interfaces
 vSwitch0	1536	vmnic1 vmnic0

vSwitch0

Virtual switches allow virtual machines on the same ESX Server host to communicate with each other using the same protocols that would be used over physical switches, without the need for additional networking hardware. vSphere standard switches are configured on each host system individually unlike distributed virtual switches which are shared between multiple hosts.

Standard Switch: vSwitch0



vSwitch0

MTU	1,500
Number of Ports	1,536
Physical NICs	vmnic1 vmnic0

Security Policy

Allow Forged Transits	True
Allow MAC Address Changes	True
Allow Promiscuous Mode	False

Traffic Shaping

Enabled	False
---------	-------



NIC Teaming

Load Balancing Type	Route based on the source of the port ID
Use Beacon Polling	False
Notify Switches	True
Enable Failback	True
Active Adapters	vmnic0 vmnic1
Standby Adapters	

Distributed Switches

A distributed virtual switch (dvSwitch) acts as a single switch that is available across multiple hosts allowing a consistent centrally managed network configuration for virtual machines as they migrate between hosts.

Distributed Switch

Name	Description	Manufacturer	Port Count	Version
 SampleSwitch1	This is a sample switch	VMware	264	8.0.3.0
 SampleSwitch2	This is a sample switch	VMware	520	8.0.3.0


SampleSwitch1

A distributed virtual switch (dvSwitch) acts as a single switch that is available across multiple hosts allowing a consistent centrally managed network configuration for virtual machines as they migrate between hosts.

General Settings

Name	SampleSwitch1
Uuid	49 56 1d 50 17 ba a8 e1-1b 75 cf 6b 82 18 fe 2e

Uplinks

Name	Uplink Port Key	Physical Interface
 dvUplink1	268	vmnic2



SampleSwitch2

A distributed virtual switch (dvSwitch) acts as a single switch that is available across multiple hosts allowing a consistent centrally managed network configuration for virtual machines as they migrate between hosts.

General Settings

Name	SampleSwitch2
Uuid	94 d6 1d 50 88 d2 15 37-17 fc d7 29 8c 41 60 74

Uplinks

Name	Uplink Port Key	Physical Interface
 dvUplink1	260	vmnic4
 dvUplink2	261	vmnic5

Security Profile

This section provides information about the security profile for the ESX host.

Security

Lockdown Mode	Disabled
SSL Thumbprint	F0:9C:40:80:35:E8:66:47:76:77:FA:AD:2C:FB:A6:8B:45:86:57:90

Services

Name	Startup Policy	Running
<input type="checkbox"/> CIM Server	Start and stop with host	True
<input type="checkbox"/> Direct Console UI	Start and stop with host	True
<input type="checkbox"/> ESXi Shell	Start and stop manually	False
<input type="checkbox"/> I/O Redirector (Active Directory Service)	Start and stop manually	False
<input type="checkbox"/> lbtd	Start and stop with host	True
<input type="checkbox"/> Local Security Authentication Server (Active Directory Service)	Start and stop manually	False
<input type="checkbox"/> Network Login Server (Active Directory Service)	Start and stop manually	False
<input type="checkbox"/> NTP Daemon	Start and stop manually	False
<input type="checkbox"/> snmpd	Start and stop with host	False
<input type="checkbox"/> SSH	Start and stop manually	False
<input type="checkbox"/> vprobed	Start and stop manually	False
<input type="checkbox"/> vpxa	Start and stop with host	True
<input type="checkbox"/> vSphere High Availability Agent	Start and stop with host	True
<input type="checkbox"/> xorg	Start and stop with host	False

Firewall

Name	Enabled	Allowed Addresses	Service Name
<input type="checkbox"/> Active Directory All	False	Disabled	
<input checked="" type="checkbox"/> CIM Secure Server	True	Allow connections from any IP address	CIM Server
<input checked="" type="checkbox"/> CIM Server	True	Allow connections from any IP address	CIM Server
<input checked="" type="checkbox"/> CIM SLP	True	Allow connections from any IP address	
<input checked="" type="checkbox"/> cmmnds	True	Allow connections from any IP address	
<input checked="" type="checkbox"/> DHCP Client	True	Allow connections from any IP address	
<input checked="" type="checkbox"/> DHCPv6	True	Allow connections from any IP address	
<input checked="" type="checkbox"/> DNS Client	True	Allow connections from any IP address	
<input type="checkbox"/> DVFilter	False	Disabled	
<input checked="" type="checkbox"/> DVSSync	True	Allow connections from any IP address	
<input checked="" type="checkbox"/> Fault Tolerance	True	Allow connections from any IP address	
<input type="checkbox"/> FTP Client	False	Disabled	

 gdbserver	False	Disabled	
 HBR	True	Allow connections from any IP address	
 httpClient	False	Disabled	
 IKED	False	Disabled	
 ipfam	True	Allow connections from any IP address	
 NFC	True	Allow connections from any IP address	
 NFS Client	False	Disabled	
 NTP Client	False	Disabled	NTP Daemon
 rabbitmqproxy	True	Allow connections from any IP address	
 rdt	True	Allow connections from any IP address	
 SNMP Server	True	Allow connections from any IP address	snmpd
 Software iSCSI Client	True	Allow connections from any IP address	
 SSH Client	False	Disabled	
 SSH Server	True	192.168.1.1 10.100.1.1 192.168.2.0/24	
 syslog	False	Disabled	
 vCenter Update Manager	False	Disabled	
 VM serial port connected over network	False	Disabled	
 VM serial port connected to vSPC	False	Disabled	
 vMotion	True	Allow connections from any IP address	
 VMware vCenter Agent	True	Allow connections from any IP address	vpxa
 vprobeServer	False	Disabled	vprobed
 vsanvp	True	Allow connections from any IP address	
 vSphere Client	True	Allow connections from any IP address	
 vSphere High Availability Agent	True	Allow connections from any IP address	vSphere High Availability Agent
 vSphere Web Access	True	Allow connections from any IP address	
 WOL	True	Allow connections from any IP address	

Host Certificate

Archived	Unknown
Subject Name	localhost.localdomain
Subject	OID.1.2.840.1.13549.1.9.2="1397039933,564d7761726520496e632e", CN=localhost.localdomain, E=ssl-certificates@vmware.com, OU=VMware ESX Server Default Certificate, O="VMware, Inc", L=Palo Alto, S=California, C=US
Has Private Key	Unknown
Issuer	O=VMware Installer
Issuer Name	VMware Installer
Valid From	Wednesday, April 9, 2014
Expiry Date	Wednesday, October 8, 2025
Key Usage	Data encipherment Digital Signature Key encipherment
Enhanced Key Usages	{Not Documented}

Certificate Details





Public Key	RSA (2048 Bits)
Serial Number	00F97DFBE8FCAD
Signature Algorithm	sha256RSA
Version	3
CRL Distribution Points	
Subject Alternative Names	localhost.localdomain

Properties

Friendly Name	
Thumbprint	F09C408035E866477677FAAD2CFBA68B45865790

Storage Adapters

Provides information about the physical storage adapters - for example SAN host bus adapters, found within this VMware ESX Host.

Device	Driver	Model	PCISlot
 vmhba0	ata_piix	PIIX4 for 430TX/440BX/MX IDE Controller	00:07.1
 vmhba1	mptspi	53c1030 PCI-X Fusion-MPT Dual Ultra320 SCSI	00:10.0
 vmhba32	ata_piix	PIIX4 for 430TX/440BX/MX IDE Controller	00:07.1
 vmhba33	iscsi_vmk	iSCSI Software Adapter	N/A

vmhba0

Provides information about the physical storage adapters - for example SAN host bus adapters, found within this VMware ESX Host.

General Settings

Adapter Type	Block SCSI
Device	vmhba0
Driver	ata_piix
Model	PIIX4 for 430TX/440BX/MX IDE Controller
PCI Slot	00:07.1
Status	Unknown

vmhba1

Provides information about the physical storage adapters - for example SAN host bus adapters, found within this VMware ESX Host.

General Settings

Adapter Type	SCSI
Device	vmhba1
Driver	mptspi
Model	53c1030 PCI-X Fusion-MPT Dual Ultra320 SCSI
PCI Slot	00:10.0
Status	Unknown

vmhba32

Provides information about the physical storage adapters - for example SAN host bus adapters, found within this VMware ESX Host.

General Settings

Adapter Type	Block SCSI
Device	vmhba32
Driver	ata_piix
Model	PIIX4 for 430TX/440BX/MX IDE Controller
PCI Slot	00:07.1
Status	Unknown

vmhba33

Provides information about the physical storage adapters - for example SAN host bus adapters, found within this VMware ESX Host.

General Settings

Adapter Type	iSCSI
Device	vmhba33
Driver	iscsi_vmk
Model	iSCSI Software Adapter
PCI Slot	N/A
Status	Unknown

iSCSI Settings

iSCSI Alias	iqn.1998-01.com
iSCSI Name	iqn.1998-01.com.vmware:demo-esx80i-01-3952a39c

Datastores

A datastore is a manageable storage entity used to store virtual machine configuration and disk files or images.

Datastores

Name	Type	Capacity	Free Space
 SampleDatastore3	VMFS	2.5 GB	1.92 GB
 SampleDatastore4	VMFS	39.75 GB	38.8 GB

demo-esx80i-02.demonstration.int

Provides information about this VMware ESX host system.

General Settings

Maintenance Mode	False
Connection State	Connected
Product Name	VMware ESXi
Version	8.0.3
Build	1623387
Physical Memory	4095 MB
Port	443
UUID	564d77c2-f41a-03de-36b4-0043438099e4
vMotion Enabled	False
Managed Object ID	host-147

Time Configuration

Time Zone	UTC
GMT Offset	0
NTP Servers	[Not Set]

VMware EVC

EVC Mode	Disabled
----------	----------

System

Manufacturer	VMware, Inc.
Model	VMware Virtual Platform
BIOS Version	6.00
BIOS Release Date	Thursday, July 2, 2015
Asset Tag	No Asset Tag
Service Tag	VMware-56 4d 77 c2 f4 1a 03 de-36 b4 00 43 43 80 99 e4

Processor Information

CPU Speed	2501MHz
CPU Model	Intel(R) Core(TM) i7-4710MQ CPU @ 2.50GHz
CPU Cores	2
CPU Packages	2
Hyperthreading Active	False



CPU Resource Allocation

Shares Level	Custom [1000000]
Reservation	5002 MHz
Expandable Reservation	False
Limit	5002 MHz




Memory Resource Allocation

Shares Level	Custom [1000000000]
Reservation	4077 MB
Expandable Reservation	False
Limit	4077 MB

Virtual Machines































Name	Guest Name	IP Address	Networks	Memory Size
 DEMO-RH01	Red Hat Enterprise Linux 6 (64-bit)	192.168.89.245	VM Network CorporatePortGroup AdminPortGroup DmzPortGroup SamplePortGroup	1024 MB
 DEMO-VM01	Windows Server 2025 Datacenter	169.254.16.51	VM Network AdminPortGroup	4096 MB

Permissions

Principal Name	Role Name	Defined	Propagate
 DEMONSTRATION\Administrator	Administrator	Datacenters	Unknown
 DEMONSTRATION\vcadmin	Administrator	Datacenters	Unknown
 VSPHERE.LOCAL\Administrator	Administrator	Datacenters	Unknown

Host Hardware Devices

Provides information about the physical hardware devices found within this ESX Host.

Name	Manufacturer	ID
 Virtual Machine Chipset #0	Intel Corporation	00:00.0
 440BX/ZX/DX - 82443BX/ZX/DX AGP bridge #0	Intel Corporation	00:01.0
 Virtual Machine Chipset #0	Intel Corporation	00:07.0
 PIIx4 for 430TX/440BX/MX IDE Controller #0	Intel Corporation	00:07.1
 Virtual Machine Chipset #0	Intel Corporation	00:07.3
 Virtual Machine Communication Interface #0	VMware	00:07.7
 SVGA II Adapter #0	VMware	00:0f.0
 53c1030 PCI-X Fusion-MPT Dual Ultra320 SCSI #0	LSI Logic / Symbios Logic	00:10.0
 PCI bridge #0	VMware	00:11.0
 PCI Express Root Port #0	VMware	00:15.0
 PCI Express Root Port #0	VMware	00:15.1
 PCI Express Root Port #0	VMware	00:15.2
 PCI Express Root Port #0	VMware	00:15.3
 PCI Express Root Port #0	VMware	00:15.4
 PCI Express Root Port #0	VMware	00:15.5
 PCI Express Root Port #0	VMware	00:15.6
 PCI Express Root Port #0	VMware	00:15.7
 PCI Express Root Port #0	VMware	00:16.0
 PCI Express Root Port #0	VMware	00:16.1
 PCI Express Root Port #0	VMware	00:16.2
 PCI Express Root Port #0	VMware	00:16.3
 PCI Express Root Port #0	VMware	00:16.4
 PCI Express Root Port #0	VMware	00:16.5
 PCI Express Root Port #0	VMware	00:16.6
 PCI Express Root Port #0	VMware	00:16.7
 PCI Express Root Port #0	VMware	00:17.0
 PCI Express Root Port #0	VMware	00:17.1
 PCI Express Root Port #0	VMware	00:17.2
 PCI Express Root Port #0	VMware	00:17.3
 PCI Express Root Port #0	VMware	00:17.4
 PCI Express Root Port #0	VMware	00:17.5
 PCI Express Root Port #0	VMware	00:17.6
 PCI Express Root Port #0	VMware	00:17.7
 PCI Express Root Port #0	VMware	00:18.0
 PCI Express Root Port #0	VMware	00:18.1

 PCI Express Root Port #0	VMware	00:18.2
 PCI Express Root Port #0	VMware	00:18.3
 PCI Express Root Port #0	VMware	00:18.4
 PCI Express Root Port #0	VMware	00:18.5
 PCI Express Root Port #0	VMware	00:18.6
 PCI Express Root Port #0	VMware	00:18.7
 USB1.1 UHCI Controller #0	VMware	02:00.0
 82545EM Gigabit Ethernet Controller (Copper) #0	Intel Corporation	02:01.0
 USB2 EHCI Controller #0	VMware	02:02.0
 82545EM Gigabit Ethernet Controller (Copper) #0	Intel Corporation	02:04.0
 82545EM Gigabit Ethernet Controller (Copper) #0	Intel Corporation	02:05.0
 82545EM Gigabit Ethernet Controller (Copper) #0	Intel Corporation	02:06.0
 82545EM Gigabit Ethernet Controller (Copper) #0	Intel Corporation	02:07.0
 82545EM Gigabit Ethernet Controller (Copper) #0	Intel Corporation	02:08.0

Licensed Features

This section provides information about the license currently assigned to the specified host.

VMware vSphere 8 Enterprise Plus	
Asset Name	demo-esx80i-02.demonstration.int
Expiry Date	Never
License Key	{Not Documented}
Cost Unit	CPU
Total	750
Used	4
Features	Direct Path vMotion Hot-Pluggable virtual HW MPIO / Third-Party Multi-Pathing Reliable Memory Remote virtual Serial Port Concentrator Shared Smart Card Reader SR-IOV Storage APIs Unlimited virtual SMP vCenter agent for VMware host VMsafe vShield Endpoint vShield Zones vSphere API vSphere App HA vSphere Auto Deploy vSphere Data Protection vSphere Distributed Switch vSphere DRS vSphere Flash Read Cache vSphere FT vSphere HA vSphere Host Profiles vSphere Profile-Driven Storage vSphere Replication vSphere Storage APIs for Array Integration vSphere Storage DRS vSphere Storage I/O Control vSphere Storage vMotion vSphere View Accelerator vSphere vMotion vSphere vMotion Metro

Network Configuration

Provides information about the ESX Host network configuration and physical network cards.

General Settings

Name	DEMO-esx80i-02
Default Gateway	
DHCP Enabled	False
DNS Domain	localdomain
DNS Servers	192.168.89.2
Search Domains	localdomain

Physical Network Interface vmnic0


Speed	1000 Full
Driver	e1000
Hardware Device Name	
MAC Address	00-0C-29-80-99-E4
PCI Slot	02:01.0
Wake On LAN Supported	False

Physical Network Interface vmnic1


Speed	1000 Full
Driver	e1000
Hardware Device Name	
MAC Address	00-0C-29-80-99-EE
PCI Slot	02:04.0
Wake On LAN Supported	False

Physical Network Interface vmnic2


Speed	1000 Full
Driver	e1000
Hardware Device Name	
MAC Address	00-0C-29-80-99-F8
PCI Slot	02:05.0
Wake On LAN Supported	False

 Physical Network Interface vmnic3

Speed	1000 Full
Driver	e1000
Hardware Device Name	
MAC Address	00-0C-29-80-99-02
PCI Slot	02:06.0
Wake On LAN Supported	False

 Physical Network Interface vmnic4

Speed	1000 Full
Driver	e1000
Hardware Device Name	
MAC Address	00-0C-29-80-99-0C
PCI Slot	02:07.0
Wake On LAN Supported	False

 Physical Network Interface vmnic5

Speed	1000 Full
Driver	e1000
Hardware Device Name	
MAC Address	00-0C-29-80-99-16
PCI Slot	02:08.0
Wake On LAN Supported	False

Virtual Switches

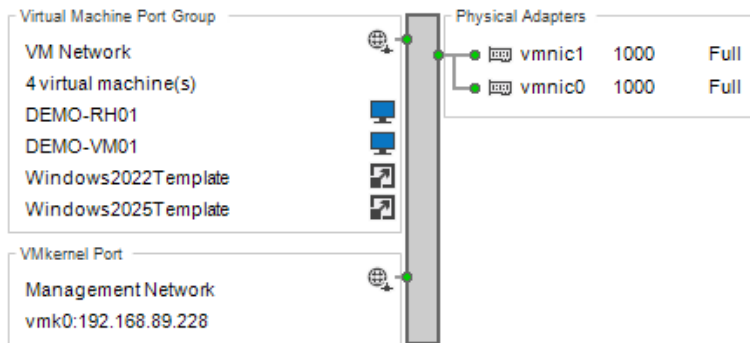
Virtual switches allow virtual machines on the same ESX Server host to communicate with each other using the same protocols that would be used over physical switches, without the need for additional networking hardware. vSphere standard switches are configured on each host system individually unlike distributed virtual switches which are shared between multiple hosts.

Name	Ports	Physical Interfaces
 vSwitch0	1536	vmnic1 vmnic0

vSwitch0

Virtual switches allow virtual machines on the same ESX Server host to communicate with each other using the same protocols that would be used over physical switches, without the need for additional networking hardware. vSphere standard switches are configured on each host system individually unlike distributed virtual switches which are shared between multiple hosts.

Standard Switch: vSwitch0



vSwitch0

MTU	1,500
Number of Ports	1,536
Physical NICs	vmnic1 vmnic0

Security Policy

Allow Forged Transits	True
Allow MAC Address Changes	True
Allow Promiscuous Mode	False

Traffic Shaping

Enabled	False
---------	-------



NIC Teaming

Load Balancing Type	Route based on the source of the port ID
Use Beacon Polling	False
Notify Switches	True
Enable Failback	True
Active Adapters	vmnic0 vmnic1
Standby Adapters	

Distributed Switches

A distributed virtual switch (dvSwitch) acts as a single switch that is available across multiple hosts allowing a consistent centrally managed network configuration for virtual machines as they migrate between hosts.

Distributed Switch

Name	Description	Manufacturer	Port Count	Version
 SampleSwitch1	This is a sample switch	VMware	264	8.0.3.0
 SampleSwitch2	This is a sample switch	VMware	520	8.0.3.0


SampleSwitch1

A distributed virtual switch (dvSwitch) acts as a single switch that is available across multiple hosts allowing a consistent centrally managed network configuration for virtual machines as they migrate between hosts.

General Settings

Name	SampleSwitch1
Uuid	49 56 1d 50 17 ba a8 e1-1b 75 cf 6b 82 18 fe 2e

Uplinks

Name	Uplink Port Key	Physical Interface
 dvUplink1	264	vmnic2



SampleSwitch2

A distributed virtual switch (dvSwitch) acts as a single switch that is available across multiple hosts allowing a consistent centrally managed network configuration for virtual machines as they migrate between hosts.

General Settings

Name	SampleSwitch2
Uuid	94 d6 1d 50 88 d2 15 37-17 fc d7 29 8c 41 60 74

Uplinks

Name	Uplink Port Key	Physical Interface
 dvUplink1	256	vmnic4
 dvUplink2	257	vmnic5

Security Profile

This section provides information about the security profile for the ESX host.

Security

Lockdown Mode	Disabled
SSL Thumbprint	F0:9C:40:80:35:E8:66:47:76:77:FA:AD:2C:FB:A6:8B:45:86:57:90

Services

Name	Startup Policy	Running
<input type="checkbox"/> CIM Server	Start and stop with host	True
<input type="checkbox"/> Direct Console UI	Start and stop with host	True
<input type="checkbox"/> ESXi Shell	Start and stop manually	False
<input type="checkbox"/> I/O Redirector (Active Directory Service)	Start and stop manually	False
<input type="checkbox"/> lbtd	Start and stop with host	True
<input type="checkbox"/> Local Security Authentication Server (Active Directory Service)	Start and stop manually	False
<input type="checkbox"/> Network Login Server (Active Directory Service)	Start and stop manually	False
<input type="checkbox"/> NTP Daemon	Start and stop manually	False
<input type="checkbox"/> snmpd	Start and stop with host	False
<input type="checkbox"/> SSH	Start and stop manually	False
<input type="checkbox"/> vprobed	Start and stop manually	False
<input type="checkbox"/> vpxa	Start and stop with host	True
<input type="checkbox"/> xorg	Start and stop with host	False

Firewall

Name	Enabled	Allowed Addresses	Service Name
<input type="checkbox"/> Active Directory All	False	Disabled	
<input checked="" type="checkbox"/> CIM Secure Server	True	Allow connections from any IP address	CIM Server
<input checked="" type="checkbox"/> CIM Server	True	Allow connections from any IP address	CIM Server
<input checked="" type="checkbox"/> CIM SLP	True	Allow connections from any IP address	
<input checked="" type="checkbox"/> cmmds	True	Allow connections from any IP address	
<input checked="" type="checkbox"/> DHCP Client	True	Allow connections from any IP address	
<input checked="" type="checkbox"/> DHCPv6	True	Allow connections from any IP address	
<input checked="" type="checkbox"/> DNS Client	True	Allow connections from any IP address	
<input type="checkbox"/> DVFilter	False	Disabled	
<input checked="" type="checkbox"/> DVSSync	True	Allow connections from any IP address	
<input checked="" type="checkbox"/> Fault Tolerance	True	Allow connections from any IP address	
<input type="checkbox"/> FTP Client	False	Disabled	
<input type="checkbox"/> gdbserver	False	Disabled	

✓ HBR	True	Allow connections from any IP address	
✗ httpClient	False	Disabled	
✗ IKED	False	Disabled	
✓ ipfam	True	Allow connections from any IP address	
✓ NFC	True	Allow connections from any IP address	
✗ NFS Client	False	Disabled	
✗ NTP Client	False	Disabled	NTP Daemon
✓ rabbitmqproxy	True	Allow connections from any IP address	
✓ rdt	True	Allow connections from any IP address	
✓ SNMP Server	True	Allow connections from any IP address	snmpd
✓ Software iSCSI Client	True	Allow connections from any IP address	
✗ SSH Client	False	Disabled	
✓ SSH Server	True	Allow connections from any IP address	
✗ syslog	False	Disabled	
✗ vCenter Update Manager	False	Disabled	
✗ VM serial port connected over network	False	Disabled	
✗ VM serial port connected to vSPC	False	Disabled	
✓ vMotion	True	Allow connections from any IP address	
✓ VMware vCenter Agent	True	Allow connections from any IP address	vpxa
✗ vprobeServer	False	Disabled	vprobed
✓ vsanvp	True	Allow connections from any IP address	
✓ vSphere Client	True	Allow connections from any IP address	
✓ vSphere Web Access	True	Allow connections from any IP address	
✓ WOL	True	Allow connections from any IP address	

Host Certificate

Archived	Unknown
Subject Name	localhost.localdomain
Subject	OID.1.2.840.1.13549.1.9.2="1397039933,564d7761726520496e632e", CN=localhost.localdomain, E=ssl-certificates@vmware.com, OU=VMware ESX Server Default Certificate, O="VMware, Inc", L=Palo Alto, S=California, C=US
Has Private Key	Unknown
Issuer	O=VMware Installer
Issuer Name	VMware Installer
Valid From	Wednesday, April 9, 2014
Expiry Date	Wednesday, October 8, 2025
Key Usage	Data encipherment Digital Signature Key encipherment
Enhanced Key Usages	{Not Documented}

 Certificate Details





Public Key	RSA (2048 Bits)
Serial Number	00F97DFBE8FCAD
Signature Algorithm	sha256RSA
Version	3
CRL Distribution Points	
Subject Alternative Names	localhost.localdomain

 Properties

Friendly Name	
Thumbprint	F09C408035E866477677FAAD2CFBA68B45865790

Storage Adapters

Provides information about the physical storage adapters - for example SAN host bus adapters, found within this VMware ESX Host.

Device	Driver	Model	PCISlot
 vmhba0	ata_piix	PIIX4 for 430TX/440BX/MX IDE Controller	00:07.1
 vmhba1	mptspi	53c1030 PCI-X Fusion-MPT Dual Ultra320 SCSI	00:10.0
 vmhba32	ata_piix	PIIX4 for 430TX/440BX/MX IDE Controller	00:07.1
 vmhba33	iscsi_vmk	iSCSI Software Adapter	N/A

vmhba0

Provides information about the physical storage adapters - for example SAN host bus adapters, found within this VMware ESX Host.

General Settings

Adapter Type	Block SCSI
Device	vmhba0
Driver	ata_piix
Model	PIIX4 for 430TX/440BX/MX IDE Controller
PCI Slot	00:07.1
Status	Unknown

vmhba1

Provides information about the physical storage adapters - for example SAN host bus adapters, found within this VMware ESX Host.

General Settings

Adapter Type	SCSI
Device	vmhba1
Driver	mptspi
Model	53c1030 PCI-X Fusion-MPT Dual Ultra320 SCSI
PCI Slot	00:10.0
Status	Unknown

vmhba32

Provides information about the physical storage adapters - for example SAN host bus adapters, found within this VMware ESX Host.

General Settings

Adapter Type	Block SCSI
Device	vmhba32
Driver	ata_piix
Model	PIIX4 for 430TX/440BX/MX IDE Controller
PCI Slot	00:07.1
Status	Unknown

vmhba33

Provides information about the physical storage adapters - for example SAN host bus adapters, found within this VMware ESX Host.

General Settings

Adapter Type	iSCSI
Device	vmhba33
Driver	iscsi_vmk
Model	iSCSI Software Adapter
PCI Slot	N/A
Status	Unknown

iSCSI Settings

iSCSI Alias	iqn.1998-01.com
iSCSI Name	iqn.1998-01.com.vmware:demo-esx80i-02-3104afc3

Datastores

A datastore is a manageable storage entity used to store virtual machine configuration and disk files or images.

Datastores

Name	Type	Capacity	Free Space
 SampleDatastore2	VMFS	2.5 GB	1.92 GB
 SampleDatastore1	VMFS	39.75 GB	20.28 GB

Resource Pools





Resource pools are used to partition available CPU and memory resources.

There are no resource pools documented for this VMware system.

Virtual Machines

Provides information about the virtual machines found in the VMware system

Virtual Machines and Templates

Name	Guest Name	IP Address	Networks	Memory Size
 DEMO-RH01	Red Hat Enterprise Linux 6 (64-bit)	192.168.89.245	VM Network CorporatePortGroup AdminPortGroup DmzPortGroup SamplePortGroup	1024 MB
 DEMO-VM01	Windows Server 2025 Datacenter	169.254.16.51	VM Network AdminPortGroup	4096 MB
 Windows2025Template	{Unknown}		VM Network	4096 MB
 Windows2022Template	{Unknown}		VM Network	4096 MB

DEMO-RH01

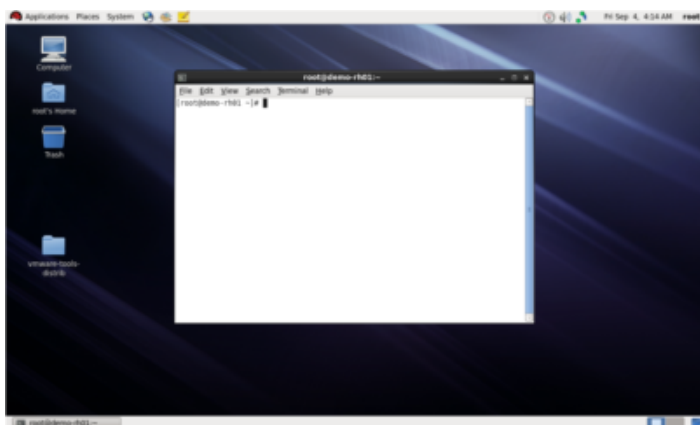
A virtual machine is a software based computer that, like a physical computer, runs an operating system and applications. The virtual machine is comprised of a set of specification and configuration files and is backed by the physical resources of a host.

Virtual Machine Settings

Name	DEMO-RH01
Managed Object ID	vm-156
Networks	VM Network CorporatePortGroup AdminPortGroup DmzPortGroup SamplePortGroup
UUID	421d167e-dd0b-3446-0d36-525a22daee48
Version	ESXi 5.0 and later (VM version 8)

Virtual Machine Screenshot

Image Resolution	400 x 240
------------------	-----------



CPU

CPU Count	1
Cores Per Socket	1
Enable CPU Hot Add	False
Reservation	0 MHz
Limit	Unlimited
Shares Level	Normal [1000]

 Memory

Memory Size	1024 MB
Memory Hot Plug	False
Reservation	0 MB
Limit	Unlimited
Shares Level	Normal [5120]




 Files


Path	[SampleDatastore1] DEMO-RH01/DEMO-RH01.vmx
Configuration Files	DEMO-RH01.vmx DEMO-RH01.nvram DEMO-RH01.vmsd
Log Files	vmware-1.log vmware-2.log vmware.log
Snapshot Files	[SampleDatastore1] DEMO-RH01/DEMO-RH01-Snapshot3.vmsn [SampleDatastore1] DEMO-RH01/DEMO-RH01.vmdk [SampleDatastore1] DEMO-RH01/DEMO-RH01-000003.vmdk
Swap File	[SampleDatastore1] DEMO-RH01/DEMO-RH01-9cf9d2d7.vswp
VMDK Files	[SampleDatastore1] DEMO-RH01/DEMO-RH01.vmdk [SampleDatastore1] DEMO-RH01/DEMO-RH01-000003.vmdk [SampleDatastore1] DEMO-RH01/DEMO-RH01-000002.vmdk




 Host

Name	demo-esx80i-02.demonstration.int
Manufacturer	VMware, Inc.
Model	VMware Virtual Platform

 Snapshots

Name	Creation Date	Description	Quiesced
 Before VMware tools	Tuesday, February 4, 2025 2:52:15 AM	Before VMware tools installation	False
 Before configuration update	Tuesday, February 4, 2025 2:52:40 AM	Sample snapshot before configuration update	False
 Alternative configuration	Tuesday, February 4, 2025 2:53:26 AM	Sample snapshot for alternative configuration	False

 Permissions

Principal Name	Role Name	Defined	Propagate
 DEMONSTRATION\Administrator	Administrator	Datacenters	Unknown
 DEMONSTRATION\vcadmin	Administrator	Datacenters	Unknown
 VSPHERE.LOCAL\Administrator	Administrator	Datacenters	Unknown

Guest Information

Virtual machine guest information includes information about the guest operating system installed on the virtual machine as well as disk volumes and VM tools configuration information.

Guest Information

Guest Name	Red Hat Enterprise Linux 6 (64-bit)
Hostname	demo-rh01.demonstration.int
IP Address	192.168.89.245
Screen Resolution	1280 x 768

Guest Disk

Disk Path	/
Capacity	5.45 GB
Free Space	2.56 GB

/ (47% free)



Guest Disk

Disk Path	/boot
Capacity	484.22 MB
Free Space	451.25 MB





/boot (93% free)




VMware Tools


Tools Running Status	Unknown
Version Status	Current
Tools Version	9349
Synchronize Guest Time with Host	False
Tools Upgrade Policy	Manual

VMware Tools Power Controls

 Power Off Action	Shutdown Guest
 Power On Action	Power On/Resume VM
 Suspend Action	Suspend Action
 Reset Action	Restart Guest

 VMware Tools Scripts





















Run Scripts After Power On	True
Run Scripts After Resume	True
Run Scripts Before Shutdown	True
Run Scripts Before Standby	True

 Power Management

Standby Action	Put the guest OS into standby mode
----------------	------------------------------------

Virtual Hardware

This section provides a summary of the virtual hardware configured for the virtual machine.

Virtual Hardware Devices		
Name	Device Type	Description
 CD/DVD drive 1	CD/DVD Drive	ISO [] /usr/lib/vmware/isoimages/linux.iso
 Floppy drive 1	Floppy Drive	Remote
 Hard disk 1	Hard Disk	8,388,608 KB
 IDE 0	IDE Controller	IDE 0
 IDE 1	IDE Controller	IDE 1
 Keyboard	Keyboard	Keyboard
 Network adapter 1	E1000	
 Network adapter 2	VMXNET 3	
 Network adapter 3	VMXNET 3	
 Network adapter 4	VMXNET 3	
 Network adapter 5	VMXNET 3	
 Network adapter 6	VMXNET 3	
 Network adapter 7	VMXNET 3	
 PCI controller 0	PCI Controller	PCI controller 0
 Pointing device	Pointing Device	Pointing device; Device
 PS2 controller 0	PS2 Controller	PS2 controller 0
 SCSI controller 0	LSI Logic Parallel	LSI Logic
 SIO controller 0	SIO Controller	SIO controller 0
 Video card	Video Card	Video card
 VMCI device	VMCI Device	Device on the virtual machine PCI bus that provides support for the virtual machine communication interface

DEMO-VM01

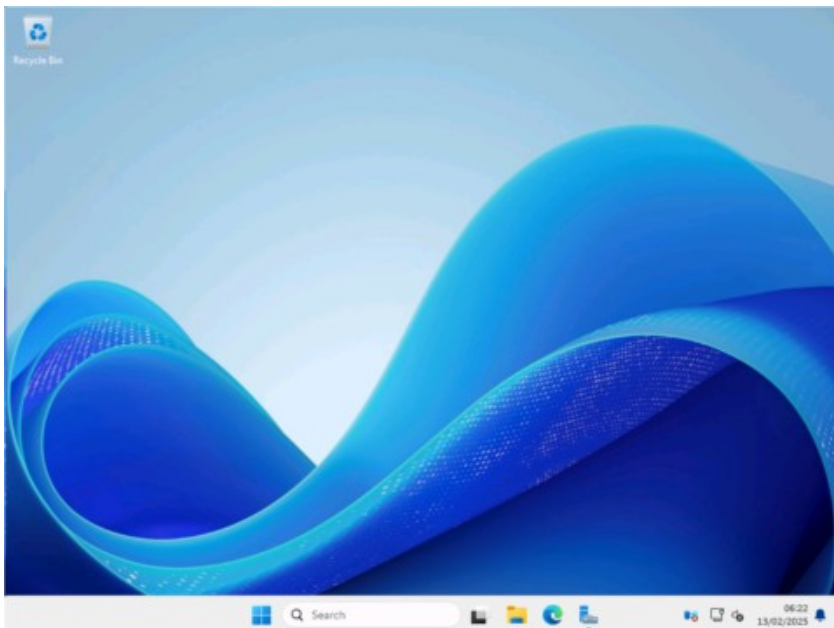
A virtual machine is a software based computer that, like a physical computer, runs an operating system and applications. The virtual machine is comprised of a set of specification and configuration files and is backed by the physical resources of a host.

Virtual Machine Settings

Name	DEMO-VM01
Managed Object ID	vm-150
Networks	VM Network AdminPortGroup
UUID	421daf84-8df6-5b5b-d506-43d3e7d26a2b
Version	ESXi 5.0 and later (VM version 8)

Virtual Machine Screenshot

Image Resolution	480 x 360
------------------	-----------



CPU

CPU Count	1
Cores Per Socket	1
Enable CPU Hot Add	False
Reservation	0 MHz
Limit	Unlimited
Shares Level	Normal [1000]

 Memory

Memory Size	4096 MB
Memory Hot Plug	False
Reservation	0 MB
Limit	Unlimited
Shares Level	Normal [40960]




 Files


Path	[SampleDatastore1] DEMO-VM01/DEMO-VM01.vmx
Configuration Files	DEMO-VM01.vmx DEMO-VM01.nvram DEMO-VM01.vmsd
Log Files	vmware-1.log vmware-3.log vmware-2.log vmware-4.log vmware.log
Snapshot Files	[SampleDatastore1] DEMO-VM01/DEMO-VM01-Snapshot4.vmsn [SampleDatastore1] DEMO-VM01/DEMO-VM01.vmdk [SampleDatastore1] DEMO-VM01/DEMO-VM01-000001.vmdk [SampleDatastore1] DEMO-VM01/DEMO-VM01-000002.vmdk [SampleDatastore1] DEMO-VM01/DEMO-VM01_1.vmdk [SampleDatastore1] DEMO-VM01/DEMO-VM01_1-000001.vmdk
Swap File	[SampleDatastore1] DEMO-VM01/DEMO-VM01-9cfc19a0.vswp
VMDK Files	[SampleDatastore1] DEMO-VM01/DEMO-VM01_1.vmdk [SampleDatastore1] DEMO-VM01/DEMO-VM01_1-000001.vmdk [SampleDatastore1] DEMO-VM01/DEMO-VM01_1-000002.vmdk



 Host

Name	demo-esx80i-02.demonstration.int
Manufacturer	VMware, Inc.
Model	VMware Virtual Platform

 Snapshots

Name	Creation Date	Description	Quiesced
 Before installation	Tuesday, February 4, 2025 1:23:26 AM	Snapshot taken before operating system installation	False
 Before configuration changes	Tuesday, February 4, 2025 3:03:58 AM	Sample snapshot before configuration changes	False
 Additional configuration changes	Tuesday, February 4, 2025 3:04:30 AM	Sample snapshot before additional configuration changes	False

 Permissions

Principal Name	Role Name	Defined	Propagate
 DEMONSTRATION\Administrator	Administrator	Datacenters	Unknown
 DEMONSTRATION\vcadmin	Administrator	Datacenters	Unknown

Guest Information

Virtual machine guest information includes information about the guest operating system installed on the virtual machine as well as disk volumes and VM tools configuration information.

Guest Information

Guest Name	Windows Server 2025 Datacenter
Hostname	WIN-1CJD6OC7AC9
IP Address	169.254.16.51
Screen Resolution	1024 x 768

Guest Disk

Disk Path	D:\
Capacity	10 GB
Free Space	5.92 GB

D:\ (59% free)



Guest Disk

Disk Path	C:\
Capacity	59.4 GB
Free Space	33.33 GB





C:\ (56% free)




VMware Tools


Tools Running Status	Unknown
Version Status	Current
Tools Version	9349
Synchronize Guest Time with Host	False
Tools Upgrade Policy	Manual

VMware Tools Power Controls

 Power Off Action	Shutdown Guest
 Power On Action	Power On/Resume VM
 Suspend Action	Suspend Action
 Reset Action	Restart Guest

 VMware Tools Scripts



















Run Scripts After Power On	True
Run Scripts After Resume	True
Run Scripts Before Shutdown	True
Run Scripts Before Standby	True

 Power Management

Standby Action	Put the guest OS into standby mode
----------------	------------------------------------

Virtual Hardware

This section provides a summary of the virtual hardware configured for the virtual machine.

Virtual Hardware Devices		
Name	Device Type	Description
 CD/DVD drive 1	CD/DVD Drive	ISO [SampleDatastore1] ISO Images/en_windows_server_2025_standard_e nterprise_datacenter_web_x64_dvd_x15-50365.iso
 Floppy drive 1	Floppy Drive	Remote
 Hard disk 1	Hard Disk	62,914,560 KB
 Hard disk 2	Hard Disk	10,485,760 KB
 IDE 0	IDE Controller	IDE 0
 IDE 1	IDE Controller	IDE 1
 Keyboard	Keyboard	Keyboard
 Network adapter 1	E1000	
 Network adapter 2	VMXNET 3	
 PCI controller 0	PCI Controller	PCI controller 0
 Pointing device	Pointing Device	Pointing device; Device
 PS2 controller 0	PS2 Controller	PS2 controller 0
 SCSI controller 0	LSI Logic SAS	LSI Logic SAS
 SCSI device 1	SCSI Device	/vmfs/devices/cdrom/mpx.vmhba32:C0:T0:L0
 SIO controller 0	SIO Controller	SIO controller 0
 USB controller	USB Controller	Auto connect Disabled
 Video card	Video Card	Video card
 VMCI device	VMCI Device	Device on the virtual machine PCI bus that provides support for the virtual machine communication interface




Windows2025Template

A template is an image of a virtual machine that can be used to create new, identical virtual machines. The image (or golden build) would typically include the operating system, applications and patches required.

Template Settings

Name	Windows2025Template
Managed Object ID	vm-154
Networks	VM Network
UUID	421d6ccb-f80b-93cf-e92a-4ff977b9393b
Version	ESXi 5.0 and later (VM version 8)

Permissions

Principal Name	Role Name	Defined	Propagate
 DEMONSTRATION\Administrator	Administrator	Datacenters	Unknown
 DEMONSTRATION\vcadmin	Administrator	Datacenters	Unknown
 VSPHERE.LOCAL\Administrator	Administrator	Datacenters	Unknown




Windows2022Template

A template is an image of a virtual machine that can be used to create new, identical virtual machines. The image (or golden build) would typically include the operating system, applications and patches required.

Template Settings


Name	Windows2022Template
Managed Object ID	vm-155
Networks	VM Network
UUID	421dcb51-e029-f9cf-c0ce-57c050d6b402
Version	ESXi 5.0 and later (VM version 8)

Permissions

Principal Name	Role Name	Defined	Propagate
 DEMONSTRATION\Administrator	Administrator	Datacenters	Unknown
 DEMONSTRATION\vcadmin	Administrator	Datacenters	Unknown
 VSPHERE.LOCAL\Administrator	Administrator	Datacenters	Unknown

Version History

The version history displays the changes that have been made to the documentation of this item over time - either automatically when a change has been detected, or manually by users of the system.

 7 versions

Version	Username	Date	Time	Description
 1.06	CONTOSO\sysadmin	Friday, February 14, 2025	11:37 AM	Added item general information
 1.05	CONTOSO\sysadmin	Friday, February 14, 2025	11:35 AM	
 1.04	CONTOSO\sysadmin	Friday, February 14, 2025	10:01 AM	Updated by XIA Configuration Client Data
 1.03	CONTOSO\sysadmin	Friday, February 14, 2025	9:58 AM	Updated by XIA Configuration Client Data
 1.02	CONTOSO\sysadmin	Friday, February 14, 2025	9:54 AM	Updated by XIA Configuration Client Data
 1.01	CONTOSO\sysadmin	Friday, February 14, 2025	9:50 AM	Updated by XIA Configuration Client Data
 1.00	CONTOSO\sysadmin	Friday, February 14, 2025	9:50 AM	Item created.